
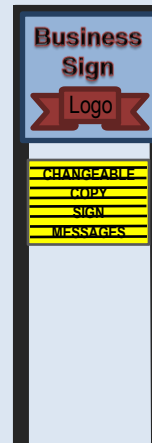
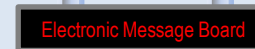
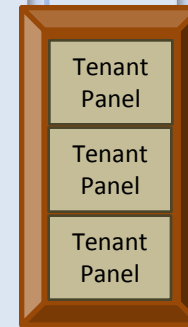


Lexington County Zoning Ordinance

Sign height, size and location standards

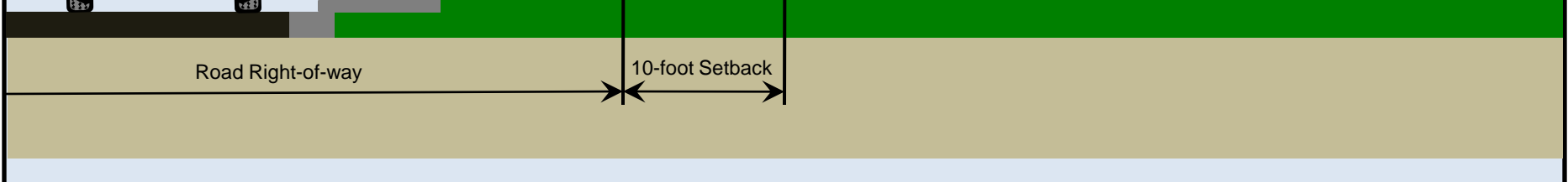
ADVERTISING SIGNS

Locations Where Advertising Signs are Allowed	Maximum Display Area per Sign	Minimum Spacing	Maximum Height	Minimum Height for Display Surface
Advertising Sign on interstate highways	672 square feet	2000 feet from sign on the same side	110 feet	None
Advertising Sign on arterial (with at least 4 lanes)	378 square feet	1000-foot radius from another sign	45 feet	25 feet
Advertising Sign on arterial (with only 2 lanes)	288 square feet	1000-foot radius from another sign	45 feet	25 feet



Road Right-of-way

10-foot Setback


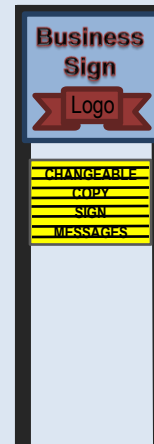

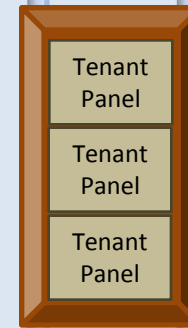
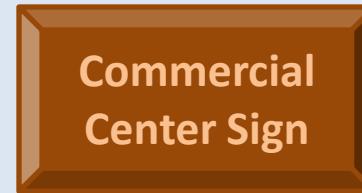


Lexington County Zoning Ordinance

Sign height, size and location standards

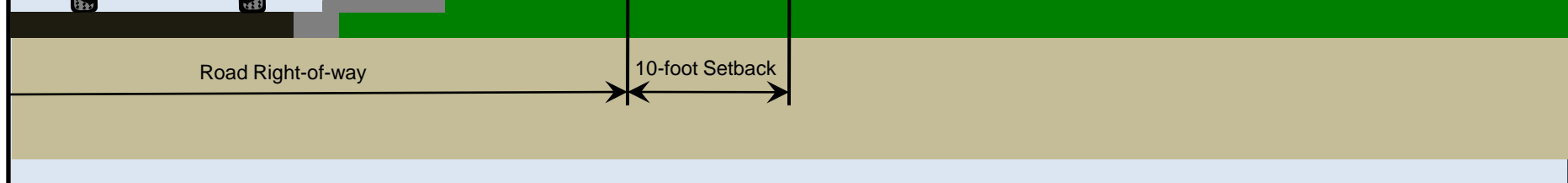
BUSINESS SIGNS

Location	Maximum Static Display	Maximum Changeable Copy or Electronic Message Board	Maximum Height
Restrictive Development District	75 square feet	40 square feet	8 feet
Intensive Development District	100 square feet	60 square feet	20 feet
Commercial Centers in ID District	300 square feet	80 square feet	35 feet
Commercial Centers in RD District	150 square feet	40 square feet	15 feet



Road Right-of-way

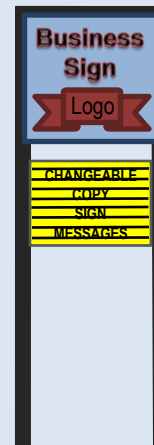

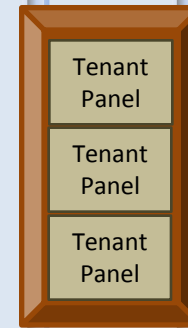
10-foot Setback



Lexington County Zoning Ordinance

Sign height, size and location standards

BUSINESS SIGNS ON SCENIC CORRIDORS			
Location	Maximum Static Display Area per Sign	Maximum Changeable Copy Area	Maximum Height
Business Sign in Scenic Corridor 1	60 square feet	30 square feet	6 feet
Business Sign in Scenic Corridor 2	60 square feet	30 square feet	6 feet
Business Sign in Scenic Corridor 3	100 square feet	60 square feet	10 feet
Commercial Center in Scenic Corridor 1 or 2	150 square feet	40 square feet	15 feet
Commercial Center in Scenic Corridor 3	200 square feet	60 square feet	20 feet



Road Right-of-way

10-foot Setback

