



County of Lexington, South Carolina

Home Investment Partnerships Grant - American Rescue Plan (HOME-ARP)

ALLOCATION PLAN

October 25th, 2022

Table of Contents

I. Executive Summary	4
II. Consultation Process	5
A. Summary of the consultation process	5
B. Definitions Utilized in the Provider Survey	14
C. Survey Purpose	15
D. Feedback Received.....	16
III. Public Participation	16
IV. Needs Assessment and Gap Analysis of Qualifying Populations	17
A. Lexington County’s Socioeconomic and Demographic Housing Data	18
B. Size and Demographics of QPs.....	19
V. QP Existing Resources	26
A. Current Resource Identification and Consideration	26
VI. Unmet Housing Needs and Services	Error! Bookmark not defined.
VII. Shelter and Housing Gaps	35
A. Additional Characteristics	36
VIII. Identify priority needs for qualifying populations:	36
IX. HOME-ARP Activities	37
A. Application Solicitation	37
B. Describe whether the PJ will administer eligible activities directly:.....	38
X. Administrative Consultant	38
XI. Use of HOME-ARP Funding	38
A. Fund Distribution	39
B. Rationale for Funding.....	39
C. HOME-ARP Production Housing Goals.....	40
XII. Preferences	40
A. QP Preference	41
B. Preference Function.....	41
XIII. Referral Methods	42
A. Identification of Referral Method	42
B. Coordinated Entry	42
C. Coordinated Entry Prioritization	43
D. Coordinated Entry Other Referral.....	43

- E. Limitations in a HOME-ARP rental housing or NCS project 43
 - 1. Eligibility Limits 43
 - 2. Unmet Needs or Gaps Within Limitations 44
- F. HOME-ARP Refinancing Guidelines 44
 - 1. Minimum Rehabilitation Level 44
 - 2. Review Management Practices..... 44
 - 3. New Investment..... 44
 - 4. Compliance Period 44
 - 5. Multifamily Loan Restriction 45
 - 6. Other Requirements 45

I. Executive Summary

In September 2021, the U.S. Department of Housing and Urban Development (HUD) announced the provision of \$5 billion in funding, through the American Rescue Plan Act of 2021 (ARP), to assist eligible “states, units of general local government, insular areas, and consortia of units of general local government” to address the continued impacts of the COVID-19 pandemic. These funds are administered through HUD’s HOME Investment Partnerships Program (HOME) and resulted in Lexington County, SC receiving an allocation of \$ 2,619,353. These funds were allocated by formula to jurisdictions that are qualified for funding through the HOME Investment Partnership Program from HUD. This special round of funding is identified as HOME-ARP and is intended to address the need for homelessness assistance and supportive services for qualifying individuals and families who are homeless, at risk of homelessness, or in other vulnerable populations.

Eligible activities that may be funded with HOME-ARP include (1) *development and support of affordable housing*; (2) *tenant-based rental assistance*; (3) *provision of supportive services (such as housing counseling, homelessness prevention, childcare, job training, legal services, case management, moving costs, rental applications, and rent assistance)*; and (4) *acquisition and development of non-congregate shelter units*.

Under the HOME-ARP Program, there are four Qualifying Populations (QPs), which include individuals or families, which are eligible to receive assistance from the funding. These populations include:

- *Homeless (as defined in 24 CFR 91.5 “Homeless” (1), (2), or (3))*
- *Those at risk of homelessness (as defined in 24 CFR 91.5 “At the risk of homelessness”)*
- *Those fleeing domestic violence, dating violence, sexual assault, stalking, or human trafficking, (as defined in 24 CFR 5.2003)*
- *Other populations with a high risk of housing instability (including highly-cost-burdened low-income households, households who have moved two or more times in the last 60 days, and households living in a hotel/motel)*

All activities and management of the HOME-ARP Program must be conducted in compliance with applicable federal regulations including 24 CFR Part 92 and CPD-21-10 along with the HOME-ARP Appendix - Waivers and Alternative Requirements for Implementation of the HOME American Rescue Plan (HOME-ARP) Program. These regulations require that Lexington County engage in consultation and public participation processes and develop a HOME-ARP allocation plan that meets the requirements established in CPD-21-10 which must be adopted as a Substantial Amendment to the County’s Fiscal Year 2021 Annual Action Plan. The County’s Allocation Plan must, at minimum, include:

- A summary of the consultation process and results of upfront consultation;
- A summary of comments received through the public participation process and a summary of any comments or recommendations not accepted and the reasons why;
- A description of HOME-ARP qualifying populations within the jurisdiction;
- An assessment of the unmet needs of each qualifying population;

- An assessment of gaps in housing and shelter inventory, homeless assistance and services, and homelessness prevention service delivery system;
- A summary of the planned use of HOME-ARP funds for eligible activities based on the unmet needs of the qualifying populations;
- An estimate of the number of housing units for qualifying populations the PJ will produce or preserve with its HOME-ARP allocation; and
- A description of any preferences for individuals and families in a particular qualifying population or a segment of a qualifying population.

To assist in the proper development of the Allocation Plan (AP) Lexington County utilized the HOME-ARP Allocation Plan Template with Guidance provided by HUD.

II. Consultation Process

Per Section V.A of the Notice (page 13), before developing Lexington County’s HOME-ARP Allocation Plan, at a minimum, a Participating Jurisdiction (PJ)must consult with the local Continuum of Care(s) (CoC), homeless and domestic violence service providers, veterans’ groups, public housing agencies (PHAs), public agencies that address the needs of the qualifying populations, and public or private organizations that address fair housing, civil rights, and the needs of persons with disabilities.

Additionally, all local PJs must consult with all PHAs (including statewide or regional PHAs) and CoCs serving the jurisdiction. - HOME-ARP Allocation Plan Template with Guidance.

A. Summary of the consultation process

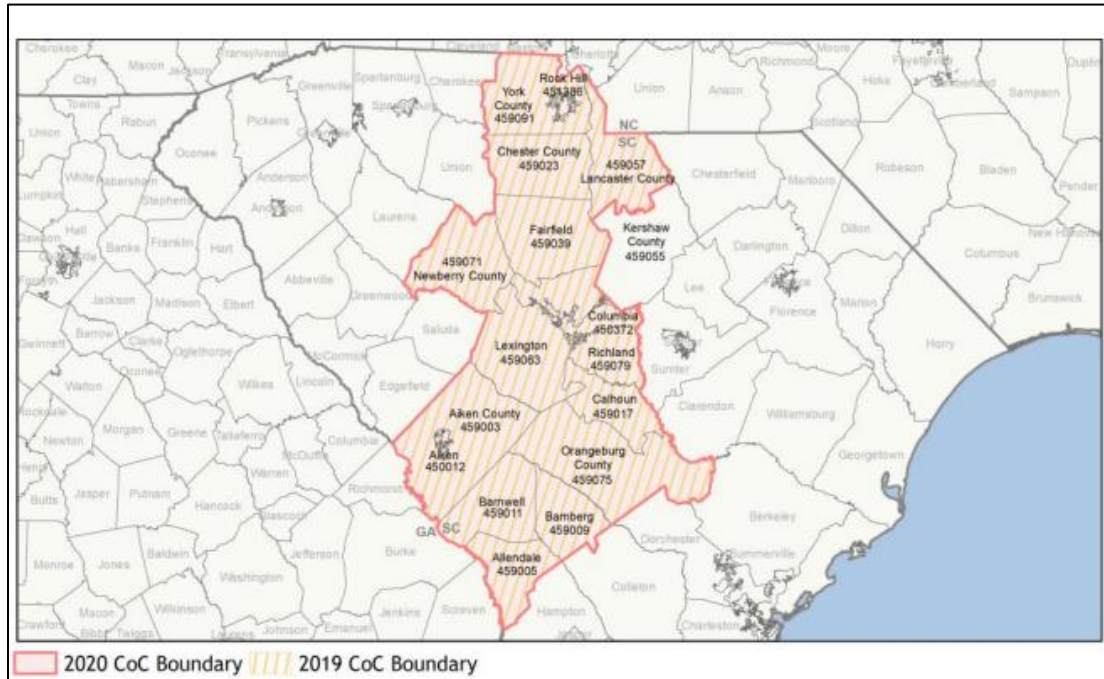
Lexington County conducted its stakeholder consultation in conformity with the HOME-ARP Appendix – Waivers and Alternative Requirements.

Each year, CoCs across the country are required by HUD to conduct a census of who is experiencing homelessness on the last Wednesday of January. In addition to counting anyone staying in an emergency shelter on that night, outreach is conducted to identify persons spending the night outdoors or in places not meant for human habitation. The Point-in-Time (PIT) count identifies the average number of people who were homeless each night. By itself, it is not a reliable predictor of how many people will be homeless or receive housing resources in a year, however, when used along with other data the PIT Count can provide key information on the state of homelessness currently, and over time.

Therefore, the size and demographic information for Lexington County residents below are a combination of multiple sources including the United Way of Midlands 2019-2022 PIT Count and 2019-2021 Housing Inventory Counts (HIC) reports. These annual CoC reports were utilized in conjunction with the 2020 South Carolina State of Homeless Report, the 2005-2009 American Community Survey (ACS), the 2011-2015 American Community Survey (ACS), and the 2011-2015 Comprehensive Housing Affordability (CHAS) Report. As part of the consultation process, the County identified those organizations which work with the CoC to obtain stakeholder feedback.

The United Way of Midlands functions as the lead agency for the regional CoC and functions over a 14-county area (Figure I).

Figure I. CoC SC-502 Columbia/Midlands Boundaries



While developing the plan, the County consulted with its housing and community development partners. These partners include, but are not limited to, the following nonprofit organizations:

- Sistercare, Inc.
- One80 Place
- Homeless No More
- United Way of the Midlands
- Mission Lexington
- Central South Carolina Habitat for Humanity
- The Salvation Army of Midlands
- South Carolina Victim Assistance Network
- Santee-Lynches Affordable Housing, and
- Lexington-Richland Alcohol and Drug Abuse Council (LRADAC).

A total of fifty-four (54) stakeholders, organizations, and community agencies were asked to complete a survey and provide their input concerning the HOME-ARP grant, eligible activities, and the proposed budget. Each stakeholder articulated their gap in services and/or housing needs by

providing written responses within the provider survey and/or through verbal input, via phone calls. Emails containing access to the survey were sent to organizations on August 10, 2022, seeking feedback and requesting they be returned no later than August 19, 2022, as noted in the request.

During this time, the survey was live on the County website and ongoing "calls to action" occurred for participation through Lexington’s Facebook page, community development Twitter page, survey web link, and the interested parties email list, reaching over 400 individuals. An initial low turn-out resulted in Lexington County providing an extension for three (3) extra days through August 22, 2022, to gain additional points of view, before consolidating for public consumption. Follow-up phone calls, social media posts, and reminder emails were an integral part of obtaining a variety of participating organizational views.

The United Way of the Midlands, the lead agency for the Continuum of Care (CoC), released the request for feedback on behalf of the Midlands Area Consortium for the Homeless (MACH). Twenty-five (25) individual providers or community advocates participated in the survey, representing: emergency shelters, ESG/COC/ HOME-TBRA subrecipients, substance abuse, the criminal justice system, healthcare, civil rights, and fair housing, affordable housing development, persons with disabilities, and persons fleeing, attempting to flee domestic violence, dating violence, sexual assault, stalking or human trafficking. These consulted stakeholders provided relevant knowledge speaking to the needs, service gaps, and potential activities that would best benefit qualified populations.

The County has synthesized feedback from participants and the following table (Table I.) will provide summaries of the feedback received.

Table I. - List of Consulted Stakeholders, Organizations, and Agencies:

Organizations Consulted	Type of Organization	Method of Consultation	Feedback
<i>Affordable Housing Coalition of SC</i>	<i>Public Housing Agencies (PHA's), Statewide Non-profit</i>	<i>Email / Provider Survey</i>	<i>Request for feedback was not received.</i>
<i>Alston Wilkes Society</i>	<i>MACH Member, CoC(s) serving Lexington County; Homeless Service Provider</i>	<i>Email / Provider Survey</i>	<i>Feedback was provided via survey, please see the results below.</i>
<i>American Legion</i>	<i>Veteran Groups/Service Providers</i>	<i>Email / Provider Survey</i>	<i>Request for feedback was not received.</i>
<i>American Red Cross</i>	<i>Public agencies that address the needs of the qualifying populations.</i>	<i>Email / Provider Survey</i>	<i>Request for feedback was not received.</i>

<i>Boys & Girls Club of Midlands (Be Great Academy)</i>	<i>Domestic Violence Service Providers, Non-Profit, and Public Agencies that address the needs of the qualifying populations.</i>	<i>Email / Provider Survey</i>	<i>Request for feedback was not received.</i>
<i>Catholic Charities of Midlands</i>	<i>MACH Member, CoC serving Lexington County; Homeless Service Provider; Other Public Agencies that address the needs of QPs.</i>	<i>Email / Provider Survey</i>	<i>Feedback was provided via survey, please see the results below.</i>
<i>Central Midlands Transitional Retreat</i>	<i>Homeless Service Provider, Local Veteran Group/Service Provider</i>	<i>Email / Provider Survey</i>	<i>Request for feedback was not received.</i>
<i>Central South Carolina Department of Mental Health</i>	<i>SC-502 (MACH) servicing Lexington County. Participated in the previous annual CoC plan for MACH.</i>	<i>Email / Provider Survey</i>	<i>Request for feedback was not received.</i>
<i>Central South Carolina Habitat for Humanity</i>	<i>Other Public Agencies that address the needs of QPs; CoC serving Lexington County; Public or private organizations that address civil rights and fair housing; PHA serving Lexington County.</i>	<i>Email / Provider Survey</i>	<i>Feedback was provided via survey, please see the results below.</i>
<i>Christ Central Ministries Retreat House</i>	<i>Veterans' Group Provider; Homeless Service Provider.</i>	<i>Email / Provider Survey</i>	<i>Feedback was provided via survey, please see the results below.</i>
<i>City of Columbia Housing Authority</i>	<i>PHA serving Lexington County;</i>	<i>Email / Provider Survey</i>	<i>Feedback was provided via survey, please see the results below.</i>
<i>Community Assistance Provider</i>	<i>Public/private organizations that address fair housing, civil rights, and the needs of persons with disabilities, Public Agencies that address the needs of the</i>	<i>Email / Provider Survey</i>	<i>Request for feedback was not received.</i>

	<i>qualifying populations, and Homeless Service Providers.</i>		
<i>Dickerson Center for Children</i>	<i>Domestic Violence Service Provider</i>	<i>Email / Provider Survey</i>	<i>Request for feedback was not received.</i>
<i>Disabled American Veterans</i>	<i>Veteran Groups/Service Providers</i>	<i>Email / Provider Survey</i>	<i>Request for feedback was not received.</i>
<i>Family Promise of Midlands</i>	<i>Homeless Service Provider</i>	<i>Email / Provider Survey</i>	<i>Feedback was provided via survey, please see the results below.</i>
<i>Fisher House</i>	<i>MACH Member, CoC serving Lexington County.</i>	<i>Email / Provider Survey</i>	<i>Feedback was provided via survey, please see the results below.</i>
<i>Hannah House - Women</i>	<i>Homeless Service Provider, servicing Lexington County Residents.</i>	<i>Email / Provider Survey</i>	<i>Request for feedback was not received.</i>
<i>Harvest Hope Food Bank</i>	<i>Public agencies that address the needs of the qualifying populations; Public or private organizations that address the needs of persons with disabilities.</i>	<i>Email / Provider Survey</i>	<i>Feedback was provided via survey, please see the results below.</i>
<i>Helping Hands</i>	<i>MACH Member, CoC(s) serving the Lexington Jurisdiction.</i>	<i>Email / Provider Survey</i>	<i>Request for feedback was not received.</i>
<i>Homeless No More</i>	<i>MACH Member, CoC(s) serving Lexington County, Homeless Service Provider</i>	<i>Email / Provider Survey</i>	<i>Feedback was provided via survey, please see the results below.</i>
<i>House of Peace - Sober living transitional home for men</i>	<i>Homeless Service Provider, servicing Lexington County Residents.</i>	<i>Email / Provider Survey</i>	<i>Request for feedback was not received.</i>

<i>Housing Development Corporation of Rock Hill</i>	<i>MACH Member, CoC(s) serving the Lexington Jurisdiction.</i>	<i>Email / Provider Survey</i>	<i>The organization responded to the survey request but mentioned they did not have specifics on Lexington County residents.</i>
<i>Irmo Chapin Recreation Commission</i>	<i>Public/private organizations that address fair housing, civil rights, and the needs of persons with disabilities, and Public Agencies that address the needs of the qualifying populations.</i>	<i>Email / Provider Survey</i>	<i>Request for feedback was not received.</i>
<i>Lexington County EMS</i>	<i>CoC serves Lexington County; Other Public Agencies that address the needs of QQPs</i>	<i>Email / Provider Survey</i>	<i>Feedback was provided via survey, please see the results below.</i>
<i>Lexington County Guardian Ad Litem Program</i>	<i>Domestic Violence Service Providers, Non-Profit, and Public Agencies that address the needs of the qualifying populations.</i>	<i>Email / Provider Survey</i>	<i>Request for feedback was not received.</i>
<i>Lexington Richland Alcohol and Drug Abuse Council (LRADAC)</i>	<i>CoC serving Lexington County; Homeless Service Provider; Domestic Violence Service Provider; which includes dating violence, sexual assault, stalking, or human trafficking, (as defined in 24 CFR 5.2003); PHA serving Lexington County; Public or private organizations that address the needs of persons with disabilities; Other Public Agencies that address the needs of QP's.</i>	<i>Email / Provider Survey</i>	<i>Feedback was provided via survey, please see the results below.</i>

<i>Mental Illness Recovery Center, Inc.</i>	<i>MACH Member, CoC(s) serving the Lexington Jurisdiction.</i>	<i>Email / Provider Survey</i>	<i>Request for feedback was not received.</i>
<i>Midlands Area Consortium for the Homeless (MACH)</i>	<i>CoC serving Lexington County;</i>	<i>Email / Provider Survey</i>	<i>Feedback was provided via survey, please see the results below.</i>
<i>Mission Lexington (Food Pantry)</i>	<i>Homeless Service Provider; Public agencies that address the needs of the qualifying populations; CoC serving Lexington County.</i>	<i>Email / Provider Survey</i>	<i>Feedback was provided via survey, please see the results below.</i>
<i>Nancy K. Perry Children's Shelter</i>	<i>Public or private organizations that address civil rights and fair housing.</i>	<i>Email / Provider Survey</i>	<i>Feedback was provided via survey, please see the results below.</i>
<i>Oliver Gospel Mission Men's Center</i>	<i>Homeless Service Provider, servicing Lexington County Residents.</i>	<i>Email / Provider Survey</i>	<i>Request for feedback was not received.</i>
<i>One80 Place</i>	<i>CoC serving Lexington County; Veterans' Group Provider; Homeless Service Provider.</i>	<i>Email / Provider Survey</i>	<i>Feedback was provided via survey, please see the results below.</i>
<i>Palmetto AIDS Life Support Services</i>	<i>MACH Member, CoC(s) serving the jurisdiction's geographic area, Public Agency that addresses the needs of the qualifying populations</i>	<i>Email / Provider Survey</i>	<i>Request for feedback was not received.</i>
<i>Palmetto Place Children & Youth Services</i>	<i>MACH Member, CoC serving Lexington County; Public Agency addressing needs of local QPs; Domestic Violence Service Provider; Homeless Service Provider.</i>	<i>Email / Provider Survey</i>	<i>Feedback was provided via survey, please see the results below.</i>
<i>Providence Home in Columbia</i>	<i>Homeless Service Provider, servicing Lexington County Residents.</i>	<i>Email / Provider Survey</i>	<i>Request for feedback was not received.</i>

<i>Safe Passage, Inc.: A Domestic Peace Program</i>	<i>SC-502 (MACH) servicing Lexington County. Participated in the previous annual CoC plan for MACH.</i>	<i>Email / Provider Survey</i>	<i>Responded to email communication detailing they do not have specifics on Lexington County residents.</i>
<i>Samaritan's Well - Women's Shelter</i>	<i>Homeless Service Provider</i>	<i>Email / Provider Survey</i>	<i>Request for feedback was not received.</i>
<i>SANTEE-LYNCHES AFFORDABLE HOUSING & CDC</i>	<i>Other Public Agencies that address the needs of QPs.</i>	<i>Email / Provider Survey</i>	<i>Feedback was provided via survey, please see the results below.</i>
<i>SC Human Affairs Commission</i>	<i>Public/private organizations that address fair housing, civil rights, and the needs of persons with disabilities</i>	<i>Email / Provider Survey</i>	<i>Request for feedback was not received.</i>
<i>Sexual Trauma Services of Midlands (Pathways to Healing)</i>	<i>Domestic Violence Service Provider, which includes dating violence, sexual assault, stalking, or human trafficking, (as defined in 24 CFR 5.2003).</i>	<i>Email / Provider Survey</i>	<i>Feedback was provided via survey, please see the results below.</i>
<i>Sistercare, Inc.</i>	<i>Domestic Violence Service Provider, which includes dating violence, sexual assault, stalking, or human trafficking, (as defined in 24 CFR 5.2003).</i>	<i>Email / Provider Survey</i>	<i>Feedback was provided via survey, please see the results below.</i>
<i>South Carolina Coalition Against Domestic Violence and Sexual Assault</i>	<i>Domestic Violence Service Provider, which includes dating violence, sexual assault, stalking, or human trafficking, (as defined in 24 CFR 5.2003).</i>	<i>Email / Provider Survey</i>	<i>Feedback was provided via survey, please see the results below.</i>
<i>South Carolina Interagency Council on Homelessness</i>	<i>Homeless Service Provider</i>	<i>Email / Provider Survey</i>	<i>Request for feedback was not received.</i>

<i>South Carolina Legal Services</i>	<i>MACH Member, CoC(s) serving the jurisdiction's geographic area, Non-Profit Organization, Public Agency addressing needs of local QP's, Public/private organizations that address fair housing, civil rights, and the needs of persons with disabilities.</i>	<i>Email / Provider Survey</i>	<i>Request for feedback was not received.</i>
<i>South Carolina MENTOR</i>	<i>Domestic Violence Service Provider</i>	<i>Email / Provider Survey</i>	<i>Request for feedback was not received.</i>
<i>South Carolina State Housing Finance and Development Authority</i>	<i>Other Public Agency that addresses the needs of QPs; and PHA serving Lexington County.</i>	<i>Email / Provider Survey</i>	<i>Feedback was provided via survey, please see the results below.</i>
<i>South Carolina Victim Assistance Network (SCVAN)</i>	<i>Domestic Violence Service Provider, which includes dating violence, sexual assault, stalking, or human trafficking, (as defined in 24 CFR 5.2003).</i>	<i>Email / Provider Survey</i>	<i>Feedback was provided via survey, please see the results below.</i>
<i>The Cooperative Ministry</i>	<i>MACH Member, CoC serving Lexington County.</i>	<i>Email / Provider Survey</i>	<i>Feedback was provided via survey, please see the results below.</i>
<i>The Salvation Army of the Midlands</i>	<i>MACH Member, CoC serving Lexington County, Veterans' Group Provider, Homeless Service Provider.</i>	<i>Email / Provider Survey</i>	<i>Feedback was provided via survey, please see the results below.</i>
<i>Transitions Homeless Center (Midlands Housing Alliance)</i>	<i>MACH Member, CoC(s) serving the Lexington Jurisdiction, Homeless Service Provider</i>	<i>Email / Provider Survey</i>	<i>Request for feedback was not received.</i>
<i>United Way of the Midlands (UWM)</i>	<i>MACH Member, CoC serving Lexington County.</i>	<i>Email / Provider Survey</i>	<i>Feedback was provided via survey, please see the results below.</i>

<i>County</i>	<i>MACH Member, CoC(s) serving the Lexington Jurisdiction.</i>	<i>Email / Provider Survey</i>	<i>Request for feedback was not received.</i>
<i>Veteran Affairs - County of Lexington</i>	<i>Veteran Groups/Service Providers</i>	<i>Email / Provider Survey</i>	<i>Request for feedback was not received.</i>
<i>Veterans of Foreign Affairs</i>	<i>Veteran Groups/Service Providers</i>	<i>Email / Provider Survey</i>	<i>Request for feedback was not received.</i>
<i>Vietnam Veterans of America</i>	<i>Veteran Groups/Service Providers</i>	<i>Email / Provider Survey</i>	<i>Request for feedback was not received.</i>

B. Definitions Utilized in the Provider Survey

Below are definitions for terms that are used frequently in the HOME-ARP program.

HOME-ARP: HOME Investment Partnerships Program - American Rescue Plan. Federal funding program appropriated under the American Rescue Plan to assist small or homeless households at risk of homelessness, and other vulnerable populations.

Continuum of Care CoC: The state of South Carolina is divided into four Continuums of Care. A Continuum of Care (CoC) is a regional planning body that coordinates housing and services funding families and individuals experiencing homelessness. These CoCs are also responsible for conducting and reporting annual Point-in-Time counts of the homeless population in the geographic area they serve. Lexington County is located within the SC-502 Columbia/Midlands CoC region which is led by the United Way of the Midlands.

Midlands Area Consortium for the Homeless (MACH): Group of approximately 50 homeless service providers operating in Aiken, Allendale, Bamberg, Barnwell, Calhoun, Chester, Fairfield, Kershaw, Lancaster, Lexington, Newberry, Orangeburg, Richland, and York counties. This includes the cities of Aiken, Rock Hill, and Columbia. The lead agency for MACH is the United Way of the Midlands.

United Way of the Midlands (UMW): Serves as the lead agency and coordinated entry access point for residents in the Columbia/Midlands region.

Non-Congregate Shelters (NCS): As opposed to congregate settings, such as traditional homeless shelters, non-congregate shelters provide more private accommodations (individual rooms). During the COVID-19 pandemic, people living in congregate facilities have been at higher risk of contracting or having complications from the virus because physical distancing is difficult.

Qualifying Populations (QP): The HOME-ARP defines four specific populations which are eligible to receive funding assistance or who can be beneficiaries of programs or projects funded with HOME-ARP funds. These four populations include, 1) people experiencing homelessness, 2) those

at risk of homelessness, 3) those fleeing domestic violence, and 4) those otherwise at elevated risk of housing instability.

Supportive Services: Services that help households maintain housing stability and quality of life. These may include support with finding and applying for housing, financial assistance for moving costs, childcare, legal services, mental health, substance use services, and more.

Tenant-Based Rental Assistance (TBRA): A rent subsidy to help households afford housing costs, such as rent and security deposits. "Tenant-based" means the subsidy is attached to the household, and they can use it to rent any rental unit that meets program guidelines and whose landlord is willing to accept the subsidy payment.

Point In Time (PIT) Count: Count of sheltered and unsheltered people experiencing homelessness on a single night in January. The PIT Count creates a snapshot of the County's scope and scale of homelessness. The PIT Count is required of every community that receives federal homelessness assistance funds from the U.S. Department of Housing and Urban Development.

Transitional Housing (TH): Supportive housing programs that are temporary but designed to be an intermediate step between emergency shelter and permanent housing. Eligibility requirements and programming vary by program.

Permanent Supportive Housing (PSH): Provides long-term leasing or rental assistance and intensive case management to small households and families who are chronically homeless and continue to be at imminent risk of becoming homeless.

C. Survey Purpose

The survey asked local organizations and agencies that provide housing, shelter, and/or service needs to Lexington County residents to rank the four eligible uses of HOME-ARP funding by priority. The four eligible uses of HOME-ARP funds include:

- Supportive services
- Tenant-based rental assistance (TBRA)
- Development of affordable rental housing
- Acquisition and development of non-congregate shelter (NCS)

Additionally, all participating organizations were requested to discuss the reasoning behind their provided prioritizations and to specify any urgent needs within each of the four eligible categories.

Please see the summarized consultation process directly below.

D. Feedback Received

The County’s stakeholder outreach process resulted in a variety of findings as detailed below. The County will continue to meet with stakeholders throughout the implementation of the HOME-ARP program to assess the ongoing needs of Lexington County residents. Furthermore, as detailed in the Five-Year Consolidated Plan (2020-2024), Lexington County will also strive to collaborate with stakeholders to develop and effectuate strategies with the goal of both helping to prevent, as well as work to end chronic homelessness.

Table II. – Summary of Provider Consultation

Categories	Number of Organizations
Total Survey Responses, per organization	38
Total Participating Organizations	25
Total Available for Virtual Follow-up Meeting	23

Table III. – Types of Organizations Consulted

Organizational Types	Number (as self-identified)
CoC	9
PHA	4
Homeless Service Provider	9
Domestic Violence Service Provider	5
Public Agency Addressing Needs of QPs	6
Veterans Group Provider	2
Public/Private Fair Housing and Civil Rights Advocacy	2
Public/Private Addressing Needs of Persons with Disabilities	2

III. Public Participation

Per Section V.B of the Notice (page 13), Participating Jurisdictions (PJs) must provide for and encourage citizen participation in the development of the HOME-ARP allocation plan. Before submission of the plan, PJs must provide residents with reasonable notice and an opportunity to comment on the proposed HOME-ARP allocation plan of no less than 15 calendar days. The PJ must follow its adopted requirements for “reasonable notice and an opportunity to comment” for plan amendments in its current citizen participation plan. In addition, PJs must hold at least one public hearing during the development of the HOME-ARP allocation plan and before submission.

PJs are required to make the following information available to the public:

- *The amount of HOME-ARP the PJ will receive, and*
- *The range of activities the PJ may undertake.*

Throughout the HOME-ARP allocation plan public participation process, the PJ must follow its applicable fair housing and civil rights requirements and procedures for effective communication, accessibility, and reasonable accommodation for persons with disabilities and providing meaningful access to

participation by limited English proficient (LEP) residents that are in its current citizen participation plan as required by 24 CFR 91.105 and 91.115.

Describe the public participation process, including information about and the dates of the public comment period and public hearing(s) held during the development of the plan - HOME-ARP

Allocation Plan Template with Guidance:

The County is committed to ensuring all Lexington residents have an opportunity to learn, understand and provide comments regarding HOME-ARP activities and community needs.

- ***Date(s) of public notice:*** 9/15/2022
- ***Public comment period:*** start date - 9/16/2022 end date – 9/30/2022
- ***Date(s) of public hearing:*** 9/30/2022

Describe the public participation process:

No comments were received.

Describe efforts to broaden public participation:

No comments were received.

Summarize the comments and recommendations received through the public participation process either in writing or orally at a public hearing:

No comments were received.

Summarize any comments or recommendations not accepted and state the reasons why:

No comments were received.

IV. Needs Assessment and Gap Analysis of Qualifying Populations

Over the last several years, the pandemic has exacerbated financial and other issues for States, Counties, and Communities across the Country including Lexington County’s HOME-ARP qualified populations. Now, there is a more substantial population of people experiencing housing insecurity, as pandemic rental support programs and eviction moratoria associated with relief efforts, in response to COVID-19, have expired. These observed and documented trends are more likely to continue or worsen, without increased support.

For HOME-ARP funds to most effectively assist Qualifying Populations (QPs), the Allocation Plan requires that the County evaluate the size and demographic composition of **all four** of the qualifying populations within its boundaries. Additionally, the plan must also assess the unmet needs of each of those populations to aid the County in identifying gaps within its current shelter and housing inventory as well as the service delivery system. Resulting in developing eligible projects and/or programs that meet the needs of the County’s QPs. To this end, the County utilized a variety of information resources as part of its planning and reporting for HUD funding. This includes the County’s 5-Year Consolidated Plan, associate Annual Action Plans, Continuum of Care Housing Inventory Counts (HIC), as well as available Point in Time Counts (PIT) to assist in the development of the County’s needs assessment for the Allocation Plan.

Lexington County, as a recognized HUD Entitlement County, is required to maintain a 5-Year Consolidated Plan (CP) as required under 24 CFR Part 91. The County developed and published its last CP in 2020 which functions as a strategic plan to guide the community's efforts in addressing homelessness from 2020 through 2024. The CP is developed as part of a highly collaborated process with the local Continuum of Care (CoC), United Way of the Midlands (UWM). UWM ensures that those facing homelessness or those at risk of homelessness, needs are addressed promptly. The assigned COC also supplies substantial information that is critical to the development of the County's HOME-ARP Allocation Plan.

The process began with the collection and evaluation of any relevant documents, reports, and data from the County. Once Collected, the County shared its findings and engaged with willing providers who were specific to the local area, or region. A vast variety of CoCs, Housing Authorities, and QP Services Providers were asked to obtain key information for the County to obtain a better understanding of the County's demographic profile for the four eligible QPs. Stakeholders were included in both the development and distribution of the provider survey. Lastly, all data within this allocation plan has been cross-referenced and then synthesized against the organization's consultation feedback to help determine significant gaps within Lexington County's Housing and Shelter Inventory.

A. Lexington County's Socioeconomic and Demographic Housing Data

The following information will establish some baseline data and assist in putting additional information specific to QPs in a better context.

Some of the information from the U.S. Census 2020 5-YR American Community Survey (ACS) Estimates on population, race, and ethnicity included the following:

- Lexington County population 295,033
- White/Caucasian - 229,717 (77.8%),
- Black/African American – 47,485 (16%),
- Asian 7,367 (2.5%),
- American Indian/Native American - 2,763 (0.9%),
- Hispanic - 18,031 (6.1%).

To better understand the possible availability of housing Lexington County reviewed specific Census 2020 5-Year ACS housing data. According to the data, there were a total of 126,241 housing units recorded in the County with 115,220 being reported as occupied. Occupied housing units, also identified as households in the Census 2020 data, consisted of 86,749 (75.3%) owner-occupied units and 28,471 (24.7%) renter-occupied units. Mobile homes made up the second largest type of housing units in the County at 23,037. Single-family detached units have been listed as the largest type of housing at 87,186. The median value of housing in the County is \$163,200. Median monthly housing costs in the County were \$921 with median monthly owner costs for housing with a mortgage at \$1,215 while the median monthly gross rent for rental units was \$921. This means that the median monthly gross rent for these rental units was only \$294 less than the median for homeowners with a mortgage. Furthermore, the ACS data indicated the median household income for the County as \$62,740, in 2020.

Household income calculated by HUD is slightly different from that estimated by the Census due to the method of calculation used. However, the County reviewed HUD-provided income data as well since it is commonly used for eligibility criteria and a variety of HUD measures in HUD-funded programs. According to HUD (2022), the income data reports households at the 30% AMI level to have an annual income of \$27,750, the 50% AMI group at \$40,300, and those at the 80% mark with \$64,500.

Figure II. Demographic Comparison

<u>Demographics</u>	<u>Base Year: 2015</u>	<u>2022 Census</u>	<u>% Change</u>
Population	282,085	295,033	4%
Household's	109,415	115,220	5%
Median Income	\$53,857.00	\$62,740.00	14%

Data Sources: Census 2020 5-YR Consolidated Plan (2015 ACS as Base Year), 2020 ACS (Most Recent).

Households that expend 30% or more of their household income on housing costs are what is known as Cost-Burdened. Cost burdening can place a substantial financial strain on a household, especially those that earn lower levels of income. According to the 2020 Census’ 5-Year ACS data, the number of cost-burdened households (occupied housing units) was 26,072, which makes up approximately 23% of the total households in the County. Additionally, approximately 17% of owner-occupied units were identified as cost-burdened while 41% of renter-occupied units were identified as such. Similarly, the 2014-2018 ACS CHAS data indicates 23% of households as being cost-burdened with 10% identified as severely cost burdened where 50% or more of a household’s income must go towards paying for housing costs.

B. Size and Demographics of Qualifying Populations

Describe the size and demographic composition of qualifying populations within the PJ’s boundaries: - HOME-ARP Allocation Plan Template with Guidance

1. Homeless as defined in 24 CFR 91.5

The figure below (*Figure III.*) further exemplifies the demographic composition of this qualifying population based on the data presented by UWM in their 2022 Point in Time (PIT) Count. According to the UWM in 2022, there were a total of nine-hundred and eighty-seven (987) persons or eight-hundred and thirty-eight (838) households currently experiencing homelessness in the Columbia/Midlands region.

Figure III. Household Composition

<u>Household Composition</u>							
	Families	Family %	Child-Only	Child-Only %	Adults-Only	Adult-Only %	Grand Totals
Total Number of Households	73	8.71%	5	0.60%	760	90.7%	838
Total Number of Persons	213	21.58%	5	0.51%	769	77.9%	987

In the same 2022 report, 65% of all homeless individuals identified as men, 34% as women, and less than 1% as being transgendered or having a non-singular gender. In referencing the age of the County’s homeless population, the 2022 Point in Time (PIT) Count found that those over the age of twenty-four (24) accounted for 78.62% of the total homeless population, with 13.27% as children aged eighteen (18) or younger.

Figure IV. Households by Age Groups

Household Demographics by Age Groups	Families	Family %	Child-Only	Child-Only %	Adults-Only	Adult-Only %	Grand Totals	Percentages
Children (Under 18)	126	96.18%	5	3.82%	0	0.0%	131	13.27%
Young Adult (18-24)	16	20.00%	0	0.00%	64	80.0%	80	8.11%
Adults (Over 24)	71	9.15%	0	0.00%	705	90.9%	776	78.62%
All Age Groups Total	213	21.58%	5	0.51%	769	77.9%	987	100%

Figure V. Households by Gender

Household Demographics by Gender	Families	Family %	Child-Only	Child-Only %	Adults-Only	Adult-Only %	Grand Totals	Percentages
Female	139	41.12%	1	0.30%	198	58.6%	338	34.25%
Male	72	11.21%	4	0.62%	566	88.2%	642	65.05%
Not Singularly Female or Male	0	0.00%	0	0.00%	3	100.0%	3	0.30%
Questioning	0	0.00%	0	0.00%	0	0.00%	0	0.00%
Transgender	2	50.00%	0	0.00%	2	50.0%	4	0.41%
All Genders Total	213	21.58%	5	0.51%	769	77.9%	987	100%

When analyzing the data by race or ethnicity, UMW found each of these households to be comprised of 65.7% Black, African, or African American, 31.41% White or Caucasian, 1.81% Multi-Raced, .81% American Indian, Alaska Native, or Indigenous, .30% Native American or Pacific Islander, .20% Asian or Asian American, and 3.8% as Hispanic or of Latino ethnicity. Signifying, that Black, African, or African Americans make up most of all homeless households within the Columbia/Midlands region.

Figure VI. Households by Ethnicity and Race

Ethnicity	Families	Family %	Child-Only	Child-Only %	Adults-Only	Adult-Only %	Grand Totals	Percentages
Non-Hispanic/Non-Latino	192	20.23%	3	0.32%	754	79.5%	949	96.15%
Hispanic/Latino	21	55.26%	2	5.26%	15	39.5%	38	3.85%
All Ethnicities Total	213	21.58%	5	0.51%	769	77.9%	987	100%
Race	Families	Family %	Child-Only	Child %	Adults-Only	Adult-Only %	Grand Totals	Percentages
American Indian, Alaska Native, or Indigenous	0	0.00%	0	0.00%	8	100.0%	8	0.81%
Asian or Asian American	0	0.00%	0	0.00%	2	100.0%	2	0.20%
Black, African American, or African	179	27.58%	1	0.15%	469	72.3%	649	65.75%
Native Hawaiian or Pacific Islander	0	0.00%	0	0.00%	3	100.0%	3	0.30%
White	34	10.97%	4	1.29%	272	87.7%	310	31.41%
Multiple Races	0	0.00%	0	0.00%	15	100.0%	15	1.52%
All Races Total	213	21.58%	5	0.51%	769	77.9%	987	100%

As seen below, UMW further expressed two-hundred and sixty-five (265) individuals qualifying as chronically homeless in 2022 which accounted for 26.9% of all homeless persons in the Columbia/Midlands region. During the 2020 PIT Count, UMW found that 24.8% of all households experiencing homelessness were unsheltered. Therefore, Lexington County can estimate that there may be upwards of 245 unsheltered persons currently within the CoC’s region.

Figure VII. Chronically Homeless

Chronically Homeless Persons	Count	Percentage
Total Homeless Persons	987	100.00%
Chronically Homeless Family (number of persons)	9	0.91%
Chronically Homeless Child-Only (number of persons)	0	0.00%
Chronically Homeless Adult-Only (number of persons)	256	25.94%
Chronically Homeless Persons	265	26.85%

Lastly, the region experienced a significant increase from 2019 to 2020 in the number of persons needing shelter from feeling or attempting to flee domestic violence, dating violence, sexual assault, stalking, or human trafficking. In January 2019, UWM reported that there were 26 (sheltered and unsheltered) victims of domestic violence (DV). Where in 2020, UWM found 69 (sheltered and unsheltered) victims of domestic violence, portraying a 37% increase.

Of the 1,140 homeless persons recorded in the Columbia/Midlands region for 2020, 12% of them were reported as victims of DV (Domestic Violence). If proportional to recent years' reports, Lexington County can infer that there may be as many as 118 homeless victims of DV, currently.

**For this allocation plan, the report will continue to detail these QPs as "Victims of DV".*

2. At Risk of Homelessness as defined in 24 CFR 91.5

Information provided in CPD-21-10 for the HOME-ARP program and 24 CFR 91.5 defines At Risk Homelessness as:

- (1) An individual or family who:
 - (i) Has an annual income below 30 percent of the median family income for the area, as determined by HUD;
 - (ii) Does not have sufficient resources or support networks, *e.g.*, family, friends, faith-based or other social networks, immediately available to prevent them from moving to an emergency shelter or another place described in paragraph (1) of the "Homeless" definition in this section; and
 - (iii) Meets one of the following conditions:
 - (A) Has moved because of economic reasons two or more times during the 60 days immediately preceding the application for homelessness prevention assistance;
 - (B) Is living in the home of another because of economic hardship;
 - (C) Has been notified in writing that their right to occupy their current housing or living situation will be terminated within 21 days after the date of application for assistance;

- (D) Lives in a hotel or motel and the cost of the hotel or motel stay is not paid by charitable organizations or by federal, State, or local government programs for low-income individuals;
 - (E) Lives in a single-room occupancy or efficiency apartment unit in which there reside more than two persons or lives in a larger housing unit in which there reside more than 1.5 people per room, as defined by the U.S. Census Bureau;
 - (F) Is exiting a publicly funded institution, or system of care (such as a health-care facility, a mental health facility, foster care, other youth facilities, or correction program or institution); or
 - (G) Otherwise lives in housing that has characteristics associated with instability and an increased risk of homelessness, as identified in the recipient's approved consolidated plan;
- (2) A child or youth who does not qualify as "homeless" under this section, but qualifies as "homeless" under section 387(3) of the Runaway and Homeless Youth Act (42 U.S.C. 5732a(3)), section 637(11) of the Head Start Act (42 U.S.C. 9832(11)), section 41403(6) of the Violence Against Women Act of 1994 (42 U.S.C. 14043e-2(6)), section 330(h)(5)(A) of the Public Health Service Act (42 U.S.C. 254b(h)(5)(A)), section 3(l) of the Food and Nutrition Act of 2008 (7 U.S.C. 2012(l)), or section 17(b)(15) of the Child Nutrition Act of 1966 (42 U.S.C. 1786(b)(15)); or
- (3) A child or youth who does not qualify as "homeless" under this section but qualifies as "homeless" under section 725(2) of the McKinney-Vento Homeless Assistance Act (42 U.S.C. 11434a (2)), and the parent(s) or guardian(s) of that child or youth if living with her or him.

Throughout the development of this plan, the County worked to collect as much information as possible but found that much of the data needed to identify those At Risk of Homelessness was either not available or extremely time-consuming and laborious to collect. As an example, the collection of necessary data recorded describes the size and make-up of this QP would have been financially restrictive and go against the cost reasonableness of the County's proposed HOME-ARP Project. Therefore, readers are cautioned to keep the above limitations in mind when reviewing the data that was available throughout the County's collection process.

The most recent 2014-2018 ACS CHAS data indicates that of the 111,264 households it recorded, 10,790 (9.7%) of them earn a household income equal to or less than 30% of the area median income. This means that nearly 10% of households within Lexington County are "at risk of homelessness". Information provided by the 2020 5-Year ACS shows that of 115,220 occupied housing units, approximately 660 of them contain 1.5 occupants or more, also qualifying those households as "at risk of homelessness".

Since the beginning of the COVID-19 pandemic, an unprecedented increase in resources has become available for those at risk of homelessness and eviction. Those who are at risk of

homelessness are often low-income, earning less than 30% or 50% of the area median income (AMI) and experiencing cost burdening or severe cost burdening.

While the HOME-ARP regulations did not indicate cost burdening as an “at risk of homelessness” factor, the County is keenly aware of how lower income can place households at risk for homelessness. Whereas excessive housing costs can similarly place households at such risk.

One of the factors that can often lead to or contribute to the increased threat is what is known as “cost burdening” as previously described the 2011-2015 CHAS data was analyzed to identify the extent to which racial or ethnic groups may have disproportionately greater needs regarding cost burdening compared to the housing needs of all groups in Lexington County. HUD considers that a “disproportionately greater need exists when the percentage of persons in a category is at least 10% points higher than the percentage of persons in a category as a whole.” It should be noted that this data is not available in the most recent CHAS information, therefore, the County relied on CHAS information provided in the County’s 5-Year Consolidated Plan.

Figure VIII shows:

- No Cost Burden - Housing Cost to Income Ratio is less than 30%
- Cost Burden - Housing Cost to Income Ratio is from 30.1% to 50%
- Severe Cost Burden - Housing Cost to Income Ratio is greater than 50.1%
- Severe Cost Burden – The housing Cost to Income Ratio is greater than 50.1%

Figure VIII. Greater Need: Housing Cost Burden AMI

Housing Cost Burden				
Housing Cost Burden	<=30%	30-50%	>50%	No / negative income (not computed)
Jurisdiction as a whole	80,873	15,080	12,021	1,482
White	67,080	10,686	8,305	990
Black / African American	8,845	3,192	2,628	355
Asian	1,026	254	177	4
American Indian, Alaska Native	178	14	39	15
Pacific Islander	40	0	14	0
Hispanic	2,960	732	667	85

Table 22 – Greater Need: Housing Cost Burdens AMI

Data Sources: 2020-2024 5-YR Consolidated Plan (2009 ACS, 2015 ACS, 2015 CHAS)

By HUD's definition of disparity of 10% or higher, only Pacific Islanders experience a disproportionately greater need when it comes to the severe cost burden. It is also worth

noting that African Americans were close to the HUD threshold when it came to severe housing burden but did not cross it.

3. Fleeing, or Attempting to Flee, Domestic Violence, Dating Violence, Sexual Assault, Stalking, or Human Trafficking, as defined by HUD in the Notice

To protect and safely assist and provide services for this specific QP, CoCs traditionally need or are required to limit or withhold this QP's statistical information. There was no statistical data available for Lexington County regarding this QP or its subpopulations. Therefore, to further analyze this QP, we will reference state-wide percentages and apply them to Lexington County's 2022 Census Data. According to the National Coalition Against Domestic Violence report for 2020 (NCADV), 2018 was the first time in over twenty-three (23) years that South Carolina state finally ranked below the top ten for the number of women killed in domestic violence incidents across the country. For any given day, South Carolina domestic violence programs reported that they serve an average of 620 victims of domestic violence and receive 101 daily hotline calls (averaging four calls per hour). In the same report, 21.6% of all daily callers (an average of 134 individuals) had requested services that could not be supplied due to a lack of resources.

Furthermore, NCADV detailed that 42.3% of South Carolinian women, and 29.2% of men, had experienced intimate partner violence, sexual assault, and/or stalking as of 2020. Respective to the 295,033-population found within the 2020 Census, and if proportional to the state-wide data, Lexington County may have more than 123,000 women (42%) and more than 85,000 men (29%) who could have used domestic violence services and/or support.

4. Other populations requiring services or housing assistance to prevent homelessness and other populations at greatest risk of housing instability, as defined by HUD in the Notice

Information provided in CPD-21-10 for the HOME-ARP program indicates that HUD defines *Other Populations* as those "populations as individuals and households who **do not** qualify under any of the populations above but meet one of the following criteria:

- (1) **Other Families Requiring Services or Housing Assistance to Prevent Homelessness** is defined as households (i.e., individuals and families) who have previously been qualified as "homeless" as defined in 24 CFR 91.5, are currently housed due to temporary or emergency assistance, including financial assistance, services, temporary rental assistance or some type of other assistance to allow the household to be housed, and who need additional housing assistance or supportive services to avoid a return to homelessness.
- (2) **At Greatest Risk of Housing Instability** is defined as households who meet either paragraph (i) or (ii) below:
 - (i) has an annual income that is less than or equal to 30% of the area median income, as determined by HUD, and is experiencing a severe cost burden (i.e., is paying more than 50% of monthly household income toward housing costs);

- (ii) has an annual income that is less than or equal to 50% of the area median income, as determined by HUD, AND meets one of the following conditions from paragraph (iii) of the “At risk of homelessness” definition established at 24 CFR 91.5:
 - (A) Has moved because of economic reasons two or more times during the 60 days immediately preceding the application for homelessness prevention assistance;
 - (B) Is living in the home of another because of economic hardship;
 - (C) Has been notified in writing that their right to occupy their current housing or living situation will be terminated within 21 days after the date of application for assistance;
 - (D) Lives in a hotel or motel and the cost of the hotel or motel stay is not paid by charitable organizations or by Federal, State, or Local Government programs for low-income individuals;
 - (E) Lives in a single-room occupancy or efficiency apartment unit in which there reside more than two persons or lives in a larger housing unit in which there reside more than 1.5 persons reside per room, as defined by the U.S. Census Bureau;
 - (F) Is exiting a publicly funded institution, or system of care (such as a health-care facility, a mental health facility, foster care or other youth facility, or correction program or institution); or
 - (G) Otherwise lives in housing that has characteristics associated with instability and an increased risk of homelessness, as identified in the recipient's approved consolidated plan
- (3) **Veterans and Families** that include a Veteran Family Member that meets the criteria for one of the qualifying populations described above are eligible to receive HOME-ARP assistance.

Similarly, to QPs within the At Risk of Homelessness category, much of the data needed to identify “Other Populations” was either unavailable or would have been extremely time-consuming to collect. Therefore, readers are cautioned on the restrictions the County experienced when reviewing the available data as presented below.

The most recent 2014-2018 ACS CHAS data indicates that of the 111,264 households it recorded, 21,140 (19%) earn a household income equal to 50% or less of the area median income. Additionally, 6,465, approximately 6% of households in the County, earn a household income equal to 30% or less of the area median income and were also identified as severely cost-burdened.

In 2019, UWM published a PIT count with 170 severely mentally ill, 135 with chronic substance abuse, and 33 persons with HIV/AIDS. Respectively, in 2020, the lead agency found 157 severely mentally ill, 99 with chronic substance abuse, and 24 with HIV/AIDS.

UWM also found that there were 155 (sheltered and unsheltered) veterans in 2020. Comparably, there was an 18% decrease from the 188 persons reported in 2019. Unaccompanied youth counts increased by one individual from eighty-one (81) in 2019 to eighty-two (82) in 2020. Parenting of youth saw a decline in homelessness in 2020, as the number of parental youths decreased from ten (10) in 2019 to six (6) in 2020.

In the category of Other Populations, Pandemic emergency housing and utility assistance such as the Emergency Rental Assistance and Emergency Housing Vouchers programs have served to prevent homelessness and contribute to the reductions in inflow seen in the 2022 PIT Count. As households experience a re-occurrence of housing insecurity when temporary aid is exhausted, Lexington County will continue to serve households that require housing assistance to prevent homelessness. The other populations requiring services or housing assistance to prevent homelessness within Lexington County account for 51% of all homeless individuals (sheltered and unsheltered). However, additional housing resources may make housing affordable for families and small households over the long term.

V. Qualifying Population (QP) Existing Resources

A. Current Resource Identification and Consideration

Identify and consider the current resources available to assist qualifying populations, including congregate and non-congregate shelter units, supportive services, TBRA, and affordable and permanent supportive rental housing (Optional):

Although the County does not operate a public housing authority on its own, Lexington's Community Development staff supports the Columbia Housing Authority, as well as the Cayce Housing Authority (CHA) in its efforts to increase affordable housing, and rental housing, to assist citizens seeking Section 8 assistance. According to the local Housing Authorities, Columbia Housing has 1,642 units in its public housing inventory and 4,034 in its housing choice voucher inventory. Additionally, Cayce Housing Authority, operated by Columbia Housing, has 41 public housing units.

As outlined in the 2020-2024 5-YR Consolidated Plan, the County works closely with its municipalities and provides technical aid to any sub-recipients, as well as non-profit community development housing organizations to assist persons who qualify as those identified in the QPs. Furthermore, in addition to working with MACH and United Way, the County of Lexington has an extensive network of faith-based and other non-profit organizations that are working diligently to address the immediate needs of homeless persons in the community as well as provide wrap-around service to mitigate the situation. The following are the organizations in the County of Lexington that supply shelter, housing, and services to the most vulnerable populations.

Transitional Housing/Shelters:

- **Sistercare Inc.** – Located in Cayce, SC, and offers transitional housing for Lexington women and children facing issues of domestic abuse/battering. Include emergency shelters, children’s counseling services, community support groups, teen counseling services, court advocacy, and a 24-hour crisis/service line. The agency also offers a rural outreach program which includes counseling services and crisis intervention.
- **Midlands Housing Alliance/Transitions Homeless Facility** – Located in Richland County, SC, and provides a transitional housing facility and reports 11% as County of Lexington residents.
- **Hannah House** – Located in Columbia, SC, and provides a transitional living facility for homeless women and their children. Their vision is to create a self-sufficient woman capable of caring for their children and building a future for her family.
- **Chris Meyers’ Children’s Place** – Located in Lexington County and provides a family campus in Lexington to aid families in need of transitional housing. This Christ Central Ministries facility collaborates with mothers and children to encourage mental, physical, emotional, and spiritual growth.
- **Midlands Transitional Retreat** – Located in Lexington County, the Central Midlands Transitional Retreat is a housing facility in Lexington designed exclusively for Veterans of the United States Armed Forces. In addition to transitional housing, the facility provides financial, counseling, education, training, and employment consultation. The Retreat provides emotional, physical, and mental stabilization for 75 veterans annually.
- **Samaritan’s Well-Shelter for Women** – Located in Lexington County and provides a homeless shelter for women and women with children (to include males of up to 12). The facility also offers life skills training.
- **House of Peace** – Located in Lexington County as a sober living facility for men, with the capacity to house 20 men at one time.

Supportive Services:

- **United Way of the Midlands (UWM)** – Located in Columbia, SC, and serves a vital role in our community, filling in the gaps between government services and smaller, niche nonprofits. United Way has the resources to provide large-scale solutions to pervasive community problems, like homelessness or lack of basic health services.
- **Alston Wilkes Society** - Located in Columbia, SC, and provides supportive services to Veterans and their families, individuals with justice system involvement, and at-risk youth and adults in our community.
- **Palmetto AIDS Life Support Services** - Located in Columbia, SC, and provides onsite testing services, prevention services, as well as care and treatment services to support residents with AIDS, HIV, Hepatitis, and other supportive services for various STDs.
- **Homeless No More** - Located in Columbia, SC, and provides supportive services towards permanent, self-sufficient solutions, for families and children facing homelessness.
- **The Salvation Army of the Midlands** - Located in Columbia, SC as a supportive homeless service to veterans and families of veterans.
- **One80 Place** - Located in Columbia, SC, and provides homeless services such as outreach, case management, assistance in obtaining public benefits, as well as offering temporary financial assistance for those in need of rent, utilities, security deposits, and moving cost supports.

- **SisterCare, Inc.** - Located in Columbia, SC, and provides a variety of programs and services for survivors of domestic violence as well as teen/child witnesses of domestic violence.
- **Sexual Trauma Services of Midlands** - Located in Columbia, SC, and provides a comprehensive sexual assault services agency to serve survivors of sexual violence in complete confidentiality.
- **Helping Hands (Ross Brisbon)** - Located in Cayce, SC, and provides an adult day care center to assist elderly individuals.
- **Dickerson Center for Children** - Located in Lexington County and provides comprehensive assessment and treatment services to physically and sexually abused children ages 0-18 years throughout the Midlands of South Carolina.
- **Veteran Affairs (VA)**– Located in Lexington County and provides education and assistance on the multitude of programs and benefits sponsored by the United States Department of Veterans Affairs. The education is made available to the General Public but is predominantly for Veterans, surviving spouses, and dependents to support in filing for benefits they are eligible for, advice and representation on the VA appeal system, and assistance with enrollment in the VA medical system. Additionally, the Lexington Veteran Affairs Office sponsors a Combat Veteran’s Group that receives counseling services weekly from a local counselor.
- **Lexington Richland Alcohol and Drug Abuse Council (LRADAC)** - Located in Lexington County and provides a wide array of prevention, intervention, and treatment programs.
- **Mission Lexington (formerly Lexington Interfaith Services)** - Located in Lexington County and provides food, clothing, and housing referrals to Transitions Homeless Facility.
- **Lexington County Community Mental Health Center (LCCMHC)** - Located in Lexington County and provides mental health service and residential treatment to persons experiencing homelessness, including intensive youth programs.
- **U-Turn for Christ** - Located in Lexington County, providing addiction rehabilitation services to “men who are seeking restoration from drug and alcohol addiction”.

As depicted by UWM in the 2021 HIC, there are a total of 19 emergency shelters within the CoC boundaries, yet zero (0) are located in Lexington County. Christ Central Ministries, which is located within the County, offers four (4) transitional housing facilities which cater to the four different qualifying populations: Christ Central Midlands Transitional, Samaritan’s Well, Chris Meyers Children’s Place, and the House of Peace – Men’s Sober Living Facility. Amongst these various locations, Lexington County has a total of ninety-six (96) veteran-only beds, twenty-six (26) family-only beds which are available to women and children, twenty-two (22) child-only beds, and twenty (20) men-only (adult) beds for individuals recovering from addiction.

Aside from these four facilities, Lexington residents must travel to the City of Columbia or Rock Hill, Aiken, or Richland Counties for their shelter and housing needs.

Please see Table IV below for a depiction of the housing and shelter inventory options that are available to Lexington County residents, without leaving the County.

Table IV. Lexington County - Housing and Shelter Inventory:

	Current Housing and Shelter Inventory				
	Family (Women/Children)	Men Only	Children Only	Veterans Only	Totals
	# of Beds	# of Beds	# of Beds	# of Beds	# of Beds
Emergency Shelter	0	0	0	0	0
Transitional Housing	26	20	22	96	164
Permanent Supportive Housing	0	0	0	0	0
Other Permanent Housing	0	0	0	0	0
Totals	26	20	22	96	164

Overall, when compared to the entire CoC's Housing and Shelter Inventory, Lexington County holds 0% of all emergency shelters, 19% of all transitional housing facilities, and 0% of the permanent supportive housing as well as 0% of all "other" permanent housing options.

VI. Unmet Housing Needs and Services

Describe the unmet housing and service needs of qualifying populations:

A. Homeless as defined in 24 CFR 91.5

The homeless population encompasses a broad range of individuals and families with special needs. National research indicates that 80% of the homeless population are without homes for a brief period and need assistance in finding housing and, in some cases, may need assistance with rent payments. The other 20% of the homeless population experience longer and more chronic periods of homelessness and require permanent support systems for housing and support services. Homelessness is a significant risk factor for a broad range of health and social problems. Alcohol and drug abuse, domestic violence, and mental illness are common problems among the adult homeless population.

Individuals and families without adequate shelter experience greater barriers to obtaining the support services they need. Because of the unique circumstances and conditions of the homeless, local agencies and service providers must work in close coordination to address their special needs.

The UWM Point-in-Time (2020) report found there were 1,140 persons living in shelters or on the streets and 271 chronically homeless persons in the Columbia/Midlands region. To be chronically homeless, a person must have a long-term disability and have experienced homelessness for at least one consecutive year or have experienced four or more occasions of homelessness in the past three years.

When compared to the UMW's PIT Count report published for 2022, there is an increase in the number of sheltered families and individuals. The 2022 report detailed an increase of sixty-five (65) persons needing shelter in 2022. Thirty-five (35) of these are families with children, and thirty (30) were reported as adult-only households. Furthermore, those that are classified as chronically homeless accounted for 26% of all homeless people in the report. When compared to the 2020 PIT Count, this qualifying population has held steady across multiple years with two-hundred and sixty-five (265) individuals reported in 2022, and two-hundred and seventy-one (271) during 2020.

The complete lack of sheltering facilities and services in Lexington County stands as a massive unmet housing and service need. The severe demand for sheltering services is not only indicated by the more than 1,000 homeless individuals and families identified in the PIT but also by the fact that there are zero (0) shelter beds or facilities within the County. While the City of Columbia does have some homeless shelters, the unincorporated County and other local municipalities have none. Local homeless residents are, therefore, forced to seek shelter outside the County as organizations continue to funnel into the city for services. Shelter and Service stakeholders reiterated this conclusion in a variety of their responses but, most notably, the results were especially clear in Question #3. In this received feedback, the County experienced overwhelming support for the provision of non-congregate shelters within Lexington, with thirty-six percent (36%) of all participating organizations detailing this proposed eligible activity as the utmost highest priority.

B. At Risk of Homelessness as defined in 24 CFR 91.5

Information collected from stakeholders during the consultation process indicates that the two QPs with the highest needs are those who are Homeless or At Risk of Homelessness (Question #2).

Among the highest community development and housing priorities for Lexington County and its partners is the continued promotion and revitalization of decent affordable housing, specifically for low- moderate-income households, within the County. These efforts help the County to continue to provide decent affordable housing to lower-income households, assisting in the prevention of homelessness. To support these efforts, the County continues to prioritize funding for the rehabilitation of housing owned and occupied by low-and-moderate income households. The County has committed to supporting an Owner-Occupied Housing Rehabilitation program with \$1,225,000 through 2024 as indicated in the 2020-2024 5-Year Consolidated Plan, which will focus on Affordable Housing and Non-Homeless Special Needs with \$20,000 from CBDG funds and another \$197,543 from HOME allocated in the 2021 Action Plan. The four-year goal set forth is expected to assist 110 household housing units. In addition to owner-occupied rehabilitation

assistance, the County also intends to continue supporting rental unit rehabilitation through the HOME and CDBG programs with \$1,050,000 being indicated as allocated through 2024 supporting 25 housing units. A total of \$192,825 was committed in the 2021 Action Plan to support the rehabilitation of at least 6 affordable housing units in the County.

In the same year (2020), Lexington County set two more Affordable Housing goals. By 2024, the County plans to have aided an additional forty (40) households with direct financial assistance to homebuyers in a Homebuyer Assistance Program. The Homebuyer (Down Payment Assistance) Program will assist the County in the areas of affordable housing and neighborhood redevelopment. The County is aggressively funding its homebuyer assistance/down payment assistance program over the next five years, utilizing \$200,000 of HOME funds for Homebuyers, alone.

The County also seeks to prevent homelessness by both, directly and indirectly, assisting individuals discharged from publicly funded institutions by supporting job training programs to help individuals ensure they have the job skills needed to secure future employment. This initiative is accomplished through the support of job training programs with Goodwill, the Fatherhood Initiative, and in collaboration with the Cayce Housing Authority which is managed by Columbia Housing. The County also helps support training and counseling services for Sistercare, Inc., and provides support for food stability programs which are CDBG funded through Lexington Interfaith Community Services (LICS), and Harvest Hope Food Bank. The County also directly supports the prevention of homelessness by allocating federal grant money for the Homeless Prevention and Rapid Re-Housing Program (HPRP). The program is aimed at people who would otherwise become homeless without housing assistance. HPRP helps people pay for rent, security deposits, and utility bills and provides other services to help prevent evictions.

During the County's stakeholder consultation process it was discovered that there are mixed reviews on the need for Tenant Based Rental Assistance (TBRA) and Affordable Rental Housing. Responses ranged from "not needed" to the "utmost urgent need", with rental relief scoring the highest for TBRA activities (*Figure V. of the AP Attachment*). As for the provision or expansion of Affordable Rental Housing, transitional and single-family housing activities were most agreed upon (*Figure VI. Of the AP Attachment*). Lexington County also asked providers to rank the need for each HOME-ARP-eligible activity (*Question #3*) as well as their reasoning for prioritization (*Question #11*). Lexington QP service providers collectively believe that all four eligible activities are important and needed in the local area to combat current and future homelessness. Thirty-six (36%) of all organizational responses point to providing shelter to those in immediate need, first. Followed up by TBRA (20%), Supportive Services (16%), and/or Affordable Housing (12%) to prevent future recurrences.

The U.S. Census 2020 5-YR ACS data indicates that there may be as much as 9% of the County's housing units unoccupied and available for habitation if programs and services are available. In conjunction with the feedback received, the County plans to continue aiding those at risk of homelessness through the various ongoing programs mentioned above.

C. Fleeing, or Attempting to Flee, Domestic Violence, Dating Violence, Sexual Assault, Stalking, or Human Trafficking, as defined by HUD in the Notice

According to the 2020-2024 5-Year Consolidated Plan, there was anywhere between 2% and 10% of the County's population may be victims of domestic violence/dating violence or victims of sexual assault and stalking. However, adequate data to provide additional clarity on this issue is lacking and much of this data is protected to safely assist this qualifying population. Therefore, Lexington County has relied on a combination of state-wide DV data in conjunction with CHAS and survey responses to accurately address QPs within this category.

According to survey results, when respondents were asked to clarify “any additional unaddressed QP needs” (Question #14), thirty-two percent (32%) of providers pointed out that more support services are currently of high priority. Of those that mentioned supportive services, only 4% of (1 out of 25) organizations reiterated the need for domestic violence aid. Additionally, as seen in the ranking of all QPs according to priority (Question #2), victims of DV were rated as the least urgent of all qualifying populations at 20%, followed by “other populations” in 3rd place at 24%.

Furthermore, with the combination of survey results and CHAS data, as well as the decreased number of domestic violence cases within the entire state (Section B.3 of Allocation Plan), Lexington County can infer there are a variety of available resources to help victims of DV without supplying preferences to this qualifying population. Additionally, as seen in Section V.A of the allocation plan, residents have a variety of currently available transitional shelters and supportive services which specifically cater to DV victims. As with the three other QPs, the largest gap, currently, is among the lack of non-congregate shelters which may be necessary to safely aid and supply temporary housing during emergencies.

D. Other populations requiring services or housing assistance to prevent homelessness and other populations at greatest risk of housing instability as defined by HUD in the Notice

As provided above (Section B.4), HUD defines *Other Populations* of “populations as individuals and households who **do not** qualify under any of the populations above but meet one of the following criteria:

1. Other Families Requiring Services or Housing Assistance to Prevent Returns to Homelessness,
2. At Greatest Risk of Housing Instability.
 - a. Annual income less than or equal to 30% as well as experiencing severe cost burden with 50% or more of the household’s income going towards housing costs,
 - b. At Greatest Risk of Housing Instability due to an annual income less than or equal to 50% of the area median income and;
 - i. has moved two or more times in the last 60 days;
 - ii. is living doubled up due to economic hardship;

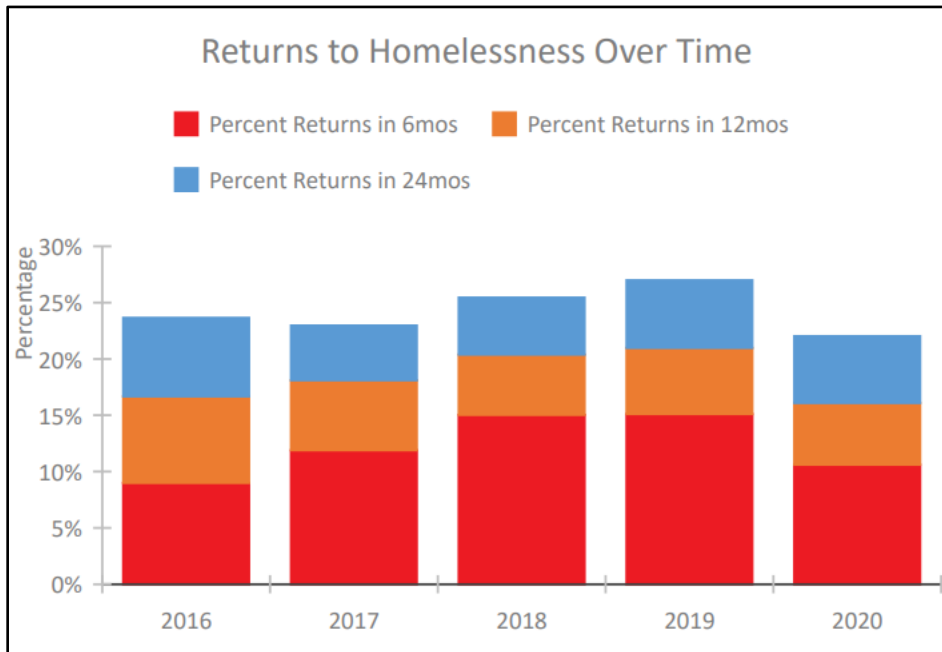
- iii. has been notified in writing that their occupancy will be terminated;
 - iv. is living in a hotel/motel which is not supported by low-income government funding;
 - v. lives in a single-room occupancy or efficiency apartment unit in which there reside more than two persons per room;
 - vi. is exiting a publicly funded institution (such as a health-care facility, a mental health facility, foster care or other youth facilities, or correction program or institution); or
 - vii. otherwise lives in housing that has characteristics associated with instability and an increased risk of homelessness,
- c. Veterans and Families that include a Veteran Family Member that meets the criteria for one of the qualifying populations described above are eligible to receive HOME-ARP assistance.”

This qualifying group would encompass the most historically vulnerable populations such as persons with disabilities, veterans, elderly individuals or couples, and children-only households.

Based on the 2020 CoC Performance Profile, 2020 was the first time in three years that the Columbia/Midlands region saw any decrease in the overall percentage of returns to homelessness. In 2017, UWM reported a one-percent decrease from the previous year’s data with 23% of all homeless individuals and families returning to homelessness within 6-24 months of exiting the system. As of 2020, UWM found a 22% total return rate to homelessness.

When looking at each year’s breakdown, UWM further detailed a slight increase in the number of persons returning to homelessness within a 24-month period from 2019 to 2020. Meanwhile, from 2017 to 2019, the number of persons returning to homelessness in 6 months or less, increased each year until 2020. Although the UWM data exemplifies that the overall number of persons experiencing returns to homelessness has declined, those who have returned within 6 months or less grew. Ultimately, UWM’s data has expressed the need for more immediate resolution since the period to help individuals and families, before homelessness is re-experienced, has shortened.

Figure IX. CoC’s Returns to Homelessness Over Time



Furthermore, to fully evaluate this qualifying population, Lexington County must also analyze the number of highly cost-burdened, low-income households. When looking at the CoC as a whole region, the 5-Year Consolidated Plan indicated that 75.5% of all households making 0-30% of the area median income had previously experienced one or more severe housing problems during 2019 including: 1) Lacks complete kitchen facilities, 2) Lacks complete plumbing facilities, 3) More than one person per room, or 4) Cost Burden greater than 30%.

Lastly, it is important to note that there may be some overlap within some of the criteria which therefore makes it quite difficult to pinpoint the total number of individuals who may only apply to this QP category. In summation, Lexington County must, therefore, review *Other Populations* as a combined total containing the 217 individuals (22% of the homeless population) who can be expected to return to homelessness, the 17,639 individuals who fall below 30% AMI and spend more than 50% of their annual income on housing costs, as well as those that may be exiting a publicly funded institution.

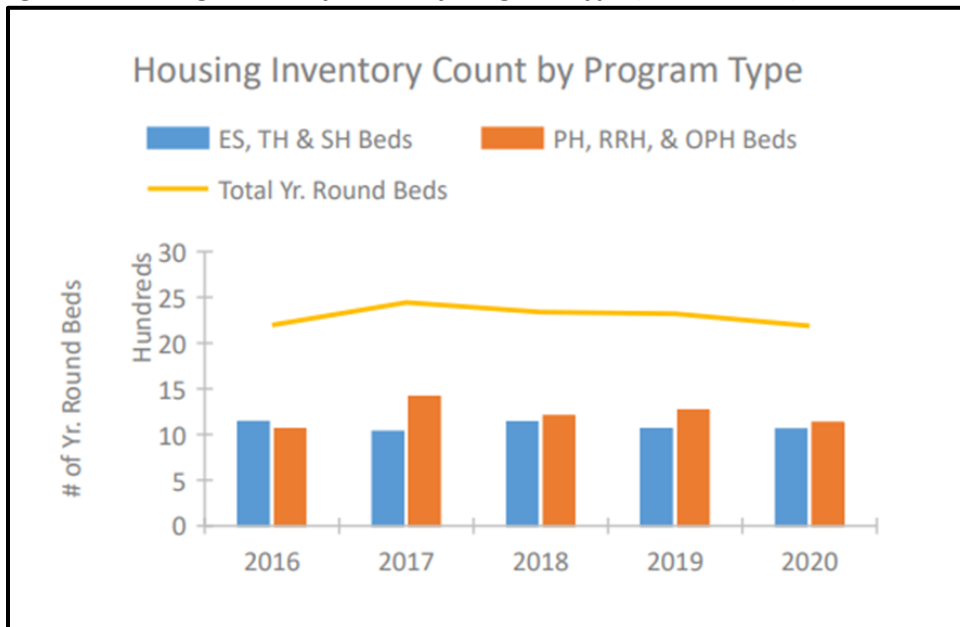
To assist populations with specific needs, the County typically distributes 15% of its annual CDBG allocation for public service programs. In 2020, the County set forth a four-year goal to increase public service activities for Education/Promotion of Fair Housing Practices, Public Facilities, Infrastructure Development, as well as other Public Services. In order to assist 3,000 persons within the non-homeless population with an income housing benefit by the year 2024, these public services have been funded by a Community Development Block Grant (CDBG) in the amount of \$1,384,000.

VII. Shelter and Housing Gaps

Identify any gaps within the current shelter and housing inventory as well as the service delivery system:

Between 2020 and 2021, during the height of the COVID pandemic, residents experienced job loss and reduced income and finances, placing them at greater risk of homelessness. At this time, UWM’s Housing Inventory Count (HIC) indicated an actual decline in the total year-round number of shelter beds within the Midlands/Columbia region. This consisted of a 3% decrease in total shelter beds from 2,187 (2020) to 2,122 (2021). The HIC trends leading up to 2021 can be seen below (Figure X), which exemplifies the total number of year-round beds from 2016-2020 for all of the Columbia/Midlands’ CoC areas.

Figure X. Housing Inventory Count by Program Type (2016 – 2020)



Data Source: SC-502 Columbia/Midlands Continuum of Care Performance Profile (2020); Midlands Area Consortium for the Homeless (MACH).

****The following is a list of commonly referenced acronyms which will continue to be utilized in the below figures: Emergency Shelter (ES), Transitional Housing (TH), Permanent Supportive Housing (PSH), Rapid Re-Housing (RRH), and Other Permanent Housing (OPH).*

As of 2021, the HIC also indicated an increase of ten (10) family shelter units over the previous year while still recording a significant decrease in the number of family beds from 761 (2020) to 720 (2021) for the entire continuum of care region. This would indicate a reduction in the number of family beds per facility or substantial loss in the number of family beds at one or a few facilities. This reduction in beds could have also occurred due to the closure of a facility over the course of the year. During the same timeframe, adult only beds increased by four (4).

Similarly, when providers detailed gaps within the shelter and housing inventory organizations suggested one of the most significant gaps being the provision of affordable housing, making up 13.5% of all

suggestions, which only fell behind the need for Emergency Shelters with 30% of all responses (*Question #13*).

Overall, the survey resulted in an overwhelming pattern to acquire and develop non-congregate shelters. Out of the 25 participating organizations which were asked to indicate the level of need for each of the HOME-ARP eligible activities, one hundred percent (100%) of respondents identified “Potential Need” or greater for individual NCS units (*Figure VIII. of AP Attachment*). Additionally, 60% of the respondents indicated that there is a “Widespread Need” or greater for NCS facilities in Lexington County. The provision of NCS facilities was one of only two HOME-ARP eligible activities where no respondents indicated that the activity was “Not Needed.”

Although the need for additional NCS has been collectively agreed upon amongst providers, there are currently zero (0) NCS facilities available in Lexington County. Respondents detailed their concern for residents who are regularly forced to seek NCS facilities outside of the County, in order to have prospective secured shelter.

Therefore, the lack of available NCS facilities is the greatest gap identified within our consultation process.

A. Additional Characteristics

Under Section IV.4.2.ii.G of the HOME-ARP Notice, a PJ may provide additional characteristics associated with instability and increased risk of homelessness in their HOME-ARP allocation plan.

These characteristics will further refine the definition of “other populations” that are “At Greatest Risk of Housing Instability,” as established in the HOME-ARP Notice. If including these characteristics, identify them here:

Additional information was not readily available to further define and quantify “other populations.”

VIII. Identify priority needs for qualifying populations:

Explain how the PJ determined the level of need and gaps in the PJ’s shelter and housing inventory and service delivery systems based on the data presented in the plan:

The priority need identified for all qualifying populations is for non-congregate shelters to be available in Lexington County.

Need of non-congregate shelter was determined through feedback received from surveys and consultation sessions with stakeholders, and further supported by several data sources and community plans which were reviewed to determine the needs and system gaps for HOME-ARP qualifying populations. The following plans and data sources were consulted:

- 2020-2024 5-YR Consolidated Plan (2009 ACS, 2015 ACS, 2015 CHAS)
- 2020-2025 American Community Survey (ACS)

- 2019-2022 Point in Time (PIT) Counts
- 2020-2021 Continuum of Care Housing Inventory Count (HIC)
- 2021 SC State of Homeless Report (HMIS)

IX. HOME-ARP Activities

The housing, shelter, and supportive service needs of qualifying populations overlap across all populations and are similar to the needs of the low-income population, as a whole. Across all survey responses, participants highlighted the lack of non-congregate shelters.

Based on the consolidation of relevant reports reviewed and providers' survey responses, Lexington County has decided to allocate its HOME-ARP funding to expanding non-congregate shelter availability. As shown within the feedback received from stakeholders, the current option for those seeking shelter facilities and services is for residents to seek shelter outside of Lexington County. Therefore, all demographic populations would benefit from the acquisition and development of a non-congregate shelter in Lexington County.

Generally, non-congregate shelters are available for people experiencing homelessness. Non-congregate is preferable to congregate shelter settings, particularly for families and individuals experiencing chronic homelessness. This type of shelter setting is a service-enriched environment, facilitating the delivery of medical care and the housing navigation services critical for locating and leasing permanent housing.

Making non-congregate shelters a permanent part of the resources available for individuals experiencing homelessness will support individuals during the period between matching to rapid rehousing and moving into a unit. Therefore, the County is seeking to partner with a shelter service provider and develop a non-congregate shelter facility consisting of approximately 12 sleeping units, office space, common area and a playground.

A. Application Solicitation

Describe the method(s) that will be used for soliciting applications for funding and/or selecting developers, service providers, subrecipients and/or contractors:

Lexington County will seek to identify two shelter facility management providers to partner with and then acquire property for development of a non-congregate shelter facility. Ownership of the property for NCS is to be acquired and transferred to the shelter facility manager. Potential properties to be acquired will be identified in coordination with the shelter service provider and chosen based upon a variety of factors which may include prior experience managing similar facilities and the number of available staff members. Lexington County will also review the potential site's price, size, and location among other factors. HOME-ARP Funding will be dedicated to acquiring property and any capital improvements needed. The construction contractor will be chosen according to applicable procurement regulations.

B. Describe whether the PJ will administer eligible activities directly:

The County's Department of Community Development will directly manage activities to acquire, transfer ownership and make needed capital improvements to properties selected for non-congregate shelter. The resulting shelter will be managed by a shelter facility manager through an agreement with the County. Ongoing services, operations and management costs will be funded by the partnering entity who will own the facility and manage operations.

X. Administrative Consultant

If any portion of the PJ's HOME-ARP administrative funds are provided to a subrecipient or contractor prior to HUD's acceptance of the HOME-ARP allocation plan because the subrecipient or contractor is responsible for the administration of the PJ's entire HOME-ARP grant, identify the subrecipient or contractor and describe its role and responsibilities in administering all of the PJ's HOME-ARP program:

Lexington County's Department of Community Development solicited proposals from interested firms and individuals to work with staff from the County of Lexington for services in implementing HOME Investment Partnerships – American Rescue Plan (HOME-ARP), Action Plan and providing services as a Project Consultant and Manager for all activities relating to the (HOME-ARP) allocation for the County of Lexington.

Tetra Tech, Inc., was chosen to deliver the following Scope of Services:

1. Action Plans and Amendments
2. HOME-ARP Policies and Procedures
3. HOME-ARP Allocation Plan
4. Assist with implementation of HOME-ARP Projects and Activities
5. Establish timelines, goals, metrics, and deliverables
6. Quality Control
7. Program and financial compliance requirements and local financial procedural support
8. Monitoring and Execution of Plan
9. Closeout for HOME-ARP Program
10. Project Manager/Consultant HOME ARP Program
11. Integrated Disbursement Information System (IDIS), i.e., Quality Performance Reporting (QPR)
12. Provide internal monitoring of the County and project files to ensure compliance with HUD Audits
13. Must follow all uniform administrative requirements, cost principles, procurement and audit requirements as set forth in 2 CFR 200.

XI. Use of HOME-ARP Funding

In accordance with Section V.C.2. of the Notice (page 4), PJs must indicate the amount of HOME-ARP funding that is planned for each eligible HOME-ARP activity type and demonstrate that any planned

funding for nonprofit organization operating assistance, nonprofit capacity building, and administrative costs is within HOME-ARP limits.

Table V. Proposed Utilization of HOME-ARP Funding

	Funding Amount	Percent of the Grant	Statutory Limit
Supportive Services	\$ 0		
Acquisition and Development of Non-Congregate Shelters	\$ 2,226,450.05		
Tenant Based Rental Assistance (TBRA)	\$ 0		
Development of Affordable Rental Housing	\$ 0		
Non-Profit Operating	\$ 0	0 %	5%
Non-Profit Capacity Building	\$ 0	0 %	5%
Administration and Planning	\$ 392,902.95	15%	15%
Total HOME ARP Allocation	\$ 2,619,353.00		

A. Fund Distribution

Describe how the PJ will distribute HOME-ARP funds in accordance with its priority needs identified in its needs assessment and gap analysis:

As the needs assessment has verified, there is indeed a gap between the number of homeless families/individuals and the availability of local shelters in the area. Based on the consultation feedback and needs assessment funds will be provided solely for the acquisition of property, development of a non-congregate shelter, preliminary case management for resident intake in addition to any administrative costs associated with managing HOME-ARP funds. The shelter facility will consist of approximately 12 sleeping units, office space, common area and a playground.

B. Rationale for Funding

Describe how the characteristics of the shelter and housing inventory, service delivery system, and the needs identified in the gap analysis provided a rationale for the plan to fund eligible activities:

During the COVID-19 pandemic, Lexington County organizations and agencies gained greater insight on the need for permanent non-congregate shelters. NCS has a unique ability to accommodate various needs that are not appropriate for congregate shelter settings, including accommodating populations with significant medical vulnerabilities.

As seen in the survey results, the greatest need verbalized amongst participating organizations was for shelters to be available to Lexington County residents without having to relocate to Richland for homelessness support.

One of the other major concerns cited by many organizations was the need for transportation. The planned acquisition and development would allow for the unsheltered families to have safe transitional housing, as well as supportive services, onsite. Therefore, minimizing the need for additional transportation.

C. HOME-ARP Production Housing Goals

1. Number of affordable rental housing units

Estimate the number of affordable rental housing units for qualifying populations that the PJ will produce or support with its HOME-ARP allocation:

Not applicable. The County will use its HOME-ARP funds to acquire and develop non-congregate shelters.

2. Describe the specific affordable rental housing production goal that the PJ hopes to achieve and describe how the production goal will address the PJ's priority needs:

Not applicable. The County will use its HOME-ARP funds to acquire and develop non-congregate shelters.

XII. Preferences

A preference provides a priority for the selection of applicants who fall into a specific QP or category (e.g., elderly or persons with disabilities) within a QP (i.e., subpopulation) to receive assistance. A *preference* permits an eligible applicant that qualifies for a PJ-adopted preference to be selected for HOME-ARP assistance before another eligible applicant that does not qualify for a preference. The *method of prioritization* is the process by which a PJ determines how two or more eligible applicants qualifying for the same or different preferences are selected for HOME-ARP assistance.

For example, in a project with a preference for chronically homeless, all eligible QP applicants are selected in chronological order. For a HOME-ARP rental project, eligible QP applicants that qualify for the preference of chronically homeless are selected for occupancy based on length of time they have been homeless before eligible QP applicants who do not qualify for the preference of chronically homeless.

Please note that HUD has also described a method of prioritization in other HUD guidance. Section I.C.4 of Notice CPD-17-01 describes Prioritization in CoC CE as follows:

“Prioritization. In the context of the coordinated entry process, HUD uses the term “Prioritization” to refer to the coordinated entry-specific process by which all persons in need of assistance who use coordinated entry are ranked in order of priority. The coordinated entry prioritization policies are established by the CoC with input from all community stakeholders and must ensure that ESG projects are able to serve clients in accordance with written standards that are established under 24 CFR 576.400(e). In addition, the coordinated entry process must, to the maximum extent feasible, ensure that people with more severe service needs and levels of vulnerability are prioritized for housing and homeless assistance before those with less severe service needs and lower levels of vulnerability. Regardless of how prioritization decisions are implemented, the prioritization process must follow the requirements in Section II.B.3. and Section I.D. of this Notice.”

If a PJ is using a CE that has a method of prioritization described in CPD-17-01, then a PJ has preferences and a method of prioritizing those preferences. These must be described in the HOME-ARP allocation plan to comply with the requirements of Section IV.C.2 (page 10) of the HOME-ARP Notice.

In accordance with Section V.C.4 of the Notice (page 15), the HOME-ARP allocation plan must identify whether the PJ intends to give a preference to one or more qualifying populations or a subpopulation within one or more qualifying populations for any eligible activity or project.

- Preferences cannot violate any applicable fair housing, civil rights, and nondiscrimination requirements, including but not limited to those requirements listed in 24 CFR 5.105(a).
- The PJ must comply with all applicable nondiscrimination and equal opportunity laws and requirements listed in 24 CFR 5.105(a) and any other applicable fair housing and civil rights laws and requirements when establishing preferences or methods of prioritization.

While PJs are not required to describe specific projects in its HOME-ARP allocation plan to which the preferences will apply, the PJ must describe the planned use of any preferences in its HOME-ARP allocation plan. This requirement also applies if the PJ intends to commit HOME-ARP funds to projects that will utilize preferences or limitations to comply with restrictive eligibility requirements of another project funding source. **If a PJ fails to describe preferences or limitations in its plan, it cannot commit HOME-ARP funds to a project that will implement a preference or limitation until the PJ amends its HOME-ARP allocation plan.**

For HOME-ARP rental housing projects, Section VI.B.20.a.iii of the HOME-ARP Notice (page 36) states that owners may only limit eligibility or give a preference to a particular qualifying population or segment of the qualifying population if the limitation or preference is described in the PJ's HOME-ARP allocation plan. Adding a preference or limitation not previously described in the plan requires a substantial amendment and a public comment period in accordance with Section V.C.6 of the Notice (page 16).

A. QP Preference

Identify whether the PJ intends to give preference to one or more qualifying populations or a subpopulation within one or more qualifying populations for any eligible activity or project:

Not applicable. Lexington County will not provide preferences to any specific QP.

B. Preference Function

If a preference was identified, explain how the use of a preference or method of prioritization will address the unmet need or gap in benefits and services received by individuals and families in the qualifying population or subpopulation of qualifying population, consistent with the PJ's needs assessment and gap analysis:

Not applicable. Lexington County will not provide preferences to any specific QP.

XIII. Referral Methods

Participating Jurisdictions (PJs) are not required to describe referral methods in the plan. However, if a PJ intends to use a Coordinated Entry (CE) process for referrals to a HOME-ARP project or activity, the PJ must ensure compliance with Section IV.C.2 of the Notice (page10).

A PJ may use only the CE for direct referrals to HOME-ARP projects and activities (as opposed to CE and other referral agencies or a waitlist) if the CE expands to accept all HOME-ARP qualifying populations and implements the preferences and prioritization established by the PJ in its HOME-ARP allocation plan. A direct referral is where the CE provides the eligible applicant directly to the PJ, subrecipient, or owner to receive HOME-ARP TBRA, supportive services, admittance to a HOME-ARP rental unit, or occupancy of a NCS unit. In comparison, an indirect referral is where a CE (or other referral source) refers to an eligible applicant for placement to a project or activity waitlist. Eligible applicants are then selected for a HOME-ARP project or activity from the waitlist.

The PJ must require a project or activity to use CE along with other referral methods (as provided in Section IV.C.2.ii) or to use only a project/activity waiting list (as provided in Section IV.C.2.iii) if:

1. the CE does not have enough qualifying individuals and families to refer to the PJ for the project or activity;
2. the CE does not include all HOME-ARP qualifying populations; or,
3. the CE fails to provide access and implement uniform referral processes in situations where a project's geographic area(s) is broader than the geographic area(s) covered by the CE

If a PJ uses a CE that prioritizes one or more qualifying populations or segments of qualifying populations (e.g., prioritizing assistance or units for chronically homeless individuals first, then prioritizing homeless youth second, followed by any other individuals qualifying as homeless, etc.) then this constitutes the use of preferences and a method of prioritization. To implement a CE with these preferences and priorities, the PJ **must** include the preferences and method of prioritization that the CE will use in the preferences section of their HOME-ARP allocation plan. Use of a CE with embedded preferences or methods of prioritization that are not contained in the PJ's HOME-ARP allocation does not comply with Section IV.C.2 of the Notice (page10).

A. Identification of Referral Method

Identify the referral methods that the PJ intends to use for its HOME-ARP projects and activities. PJ's may use multiple referral methods in its HOME-ARP program. (Optional):

Not applicable. Lexington County does not plan to utilize a referral method.

B. Coordinated Entry

If the PJ intends to use the coordinated entry (CE) process established by the CoC, describe whether all qualifying populations eligible for a project or activity will be included in the CE process, or the method by which all qualifying populations eligible for the project or activity will be covered. (Optional):

Not applicable. Lexington County does not plan to utilize a referral method.

C. Coordinated Entry Prioritization

If the PJ intends to use the CE process established by the CoC, describe the method of prioritization to be used by the CE. (Optional):

Not applicable. Lexington County does not plan to utilize a referral method.

D. Coordinated Entry Other Referral

If the PJ intends to use both a CE process established by the CoC and another referral method for a project or activity, describe any method of prioritization between the two referral methods, if any. (Optional):

Not applicable. Lexington County does not plan to utilize a referral method.

E. Limitations in a HOME-ARP rental housing or NCS project

Limiting eligibility for a HOME-ARP rental housing or NCS project is only permitted under certain circumstances.

- PJs must follow all applicable fair housing, civil rights, and nondiscrimination requirements, including but not limited to those requirements listed in 24 CFR 5.105(a). This includes, but is not limited to, the Fair Housing Act, Title VI of the Civil Rights Act, section 504 of Rehabilitation Act, HUD's Equal Access Rule, and the Americans with Disabilities Act, as applicable.
- A PJ may not exclude otherwise eligible qualifying populations from its overall HOME-ARP program.
- Within the qualifying populations, participation in a project or activity may be limited to persons with a specific disability only, if necessary, to provide effective housing, aid, benefit, or services that would be as effective as those provided to others in accordance with 24 CFR 8.4(b)(1)(iv). A PJ must describe why such a limitation for a project or activity is necessary in its HOME-ARP allocation plan (based on the needs and gap identified by the PJ in its plan) to meet some greater need and to provide a specific benefit that cannot be provided through the provision of a preference.
- For HOME-ARP rental housing, section VI.B.20.a.iii of the Notice (page 36) states that owners may only limit eligibility to a particular qualifying population or segment of the qualifying population if the limitation is described in the PJ's HOME-ARP allocation plan.
- PJs may limit admission to HOME-ARP rental housing or NCS to households who need the specialized supportive services that are provided in such housing or NCS. However, no otherwise eligible individuals with disabilities or families including an individual with a disability who may benefit from the services provided may be excluded on the grounds that they do not have a particular disability.

1. Eligibility Limits

Describe whether the PJ intends to limit eligibility for a HOME-ARP rental housing or NCS project to a particular qualifying population or specific subpopulation of a qualifying population identified in section IV.A of the Notice:

Not applicable. Lexington County does not intend to establish eligibility limitations.

If a PJ intends to implement a limitation, explain why the use of a limitation is necessary to address the unmet need or gap in benefits and services received by individuals and families in the qualifying population or subpopulation of qualifying population, consistent with the PJ's needs assessment and gap analysis:

Not applicable. Lexington County does not intend to establish eligibility limitations.

2. Unmet Needs or Gaps Within Limitations

If a limitation was identified, describe how the PJ will address the unmet needs or gaps in benefits and services of the other qualifying populations that are not included in the limitation through the use of HOME-ARP funds (i.e., through another of the PJ's HOME-ARP projects or activities):

Not applicable. Lexington County does not intend to establish eligibility limitations.

F. HOME-ARP Refinancing Guidelines

If the PJ intends to use HOME-ARP funds to refinance existing debt secured by multifamily rental housing that is being rehabilitated with HOME-ARP funds, the PJ must state its HOME-ARP refinancing guidelines in accordance with 24 CFR 92.206(b). The guidelines must describe the conditions under which the PJ will refinance existing debt for a HOME-ARP rental project, including:

1. Minimum Rehabilitation Level

Establish a minimum level of rehabilitation per unit or a required ratio between rehabilitation and refinancing to demonstrate that rehabilitation of HOME-ARP rental housing is the primary eligible activity

Not applicable. Lexington County will not use any HOME-ARP funds to refinance rental units.

2. Review Management Practices

Require a review of management practices to demonstrate that disinvestment in the property has not occurred; that the long-term needs of the project can be met; and that the feasibility of serving qualified populations for the minimum compliance period can be demonstrated.

Not applicable. Lexington County will not use any HOME-ARP funds to refinance rental units.

3. New Investment

State whether the new investment is being made to maintain current affordable units, create additional affordable units, or both.

Not applicable. Lexington County will not use any HOME-ARP funds to refinance rental units.

4. Compliance Period

Specify the required compliance period, whether it is the minimum 15 years or longer.

Not applicable. Lexington County will not use any HOME-ARP funds to refinance rental units.

5. Multifamily Loan Restriction

State that HOME-ARP funds cannot be used to refinance multifamily loans made or insured by any federal program, including CDBG.

Not applicable. Lexington County will not use any HOME-ARP funds to refinance rental units.

6. Other Requirements

Other requirements in the PJ's guidelines, if applicable:

Not applicable. Lexington County will not use any HOME-ARP funds to refinance rental units.

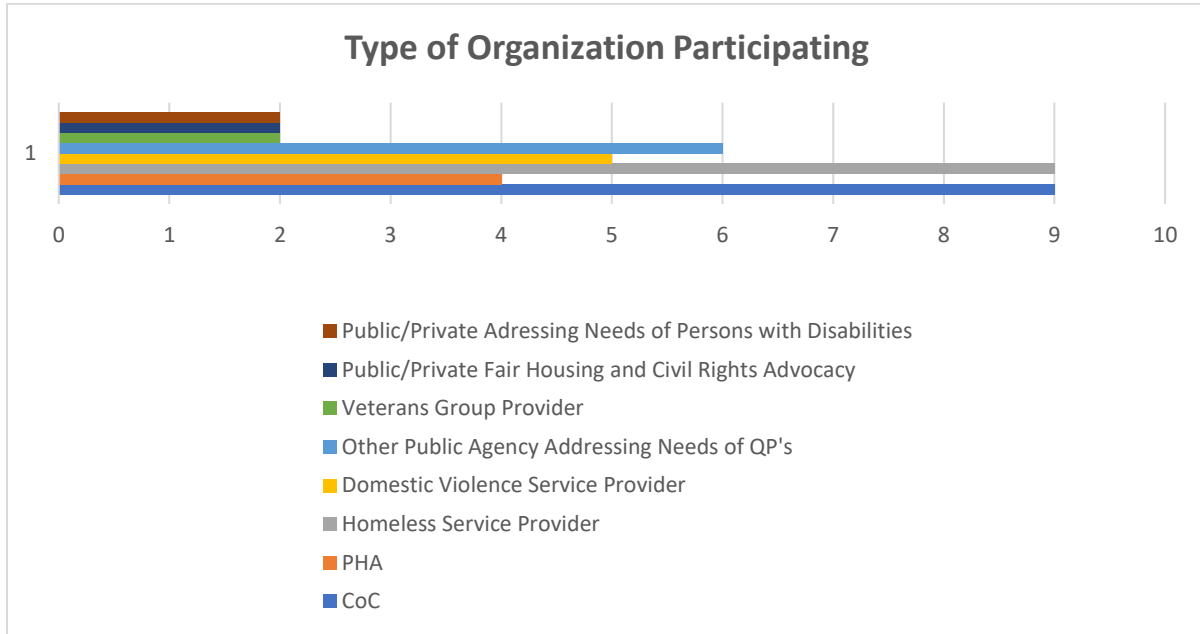
ALLOCATION PLAN ATTACHMENT

Survey Q&A Details

Question #1:

Which types of organization(s) below best describes the group with which you are affiliated?

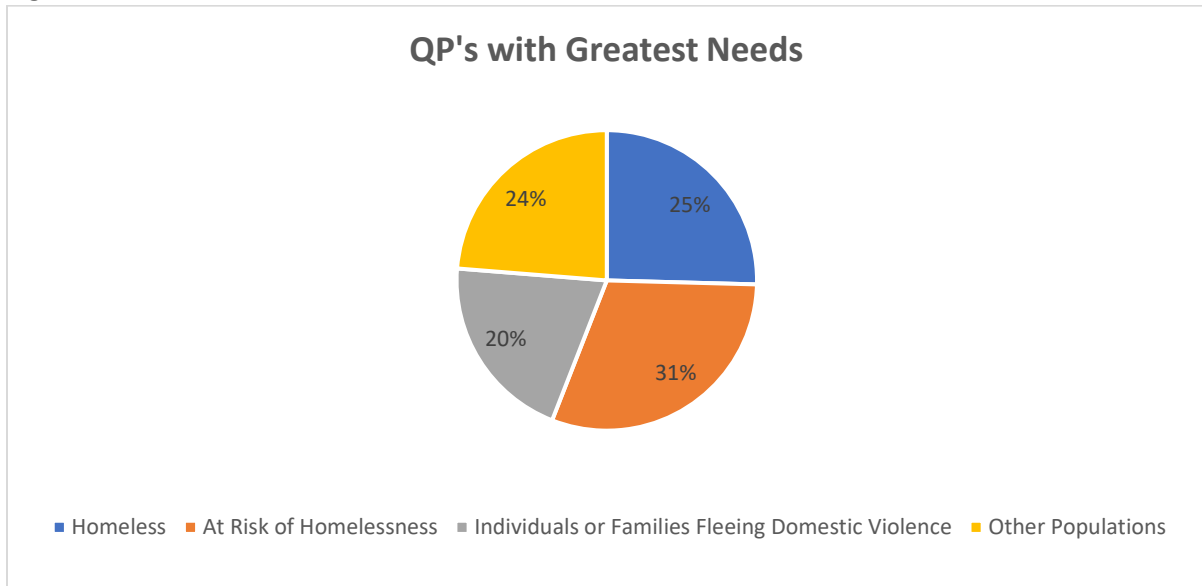
Figure I. Answers to Affiliations, per Participating Organization



Question #2:

From the list below, please identify the QP(s) with the greatest need for additional housing/shelter and supportive services in the Lexington County area.

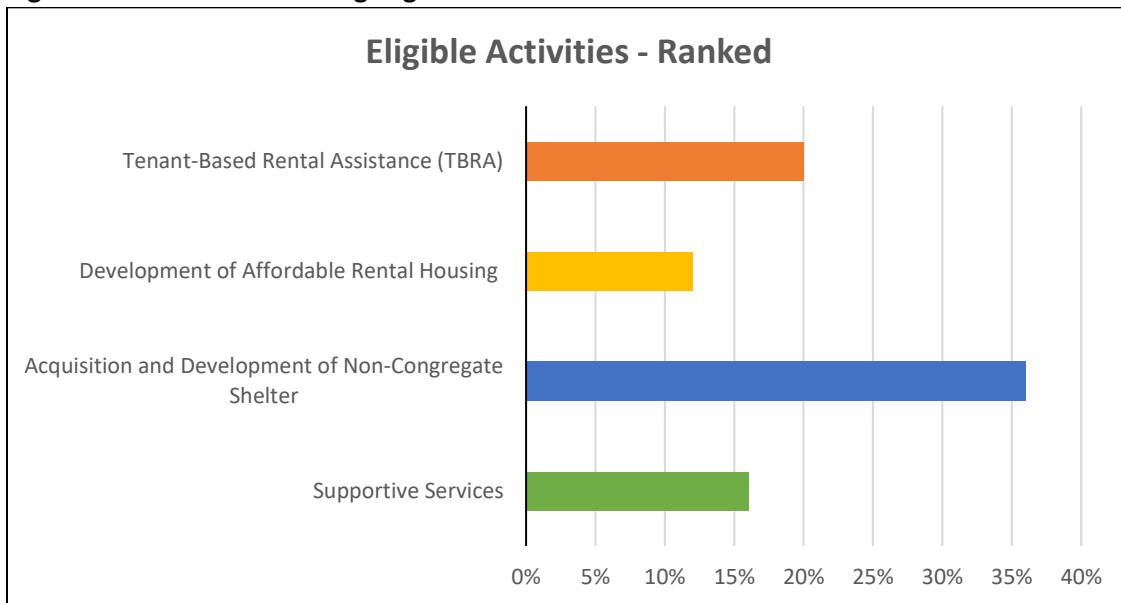
Figure II. Answers to QP's with the Greatest Needs



Question #3:

From your organization's perspective, which of the eligible activities is of highest priority to QP's in Lexington County?

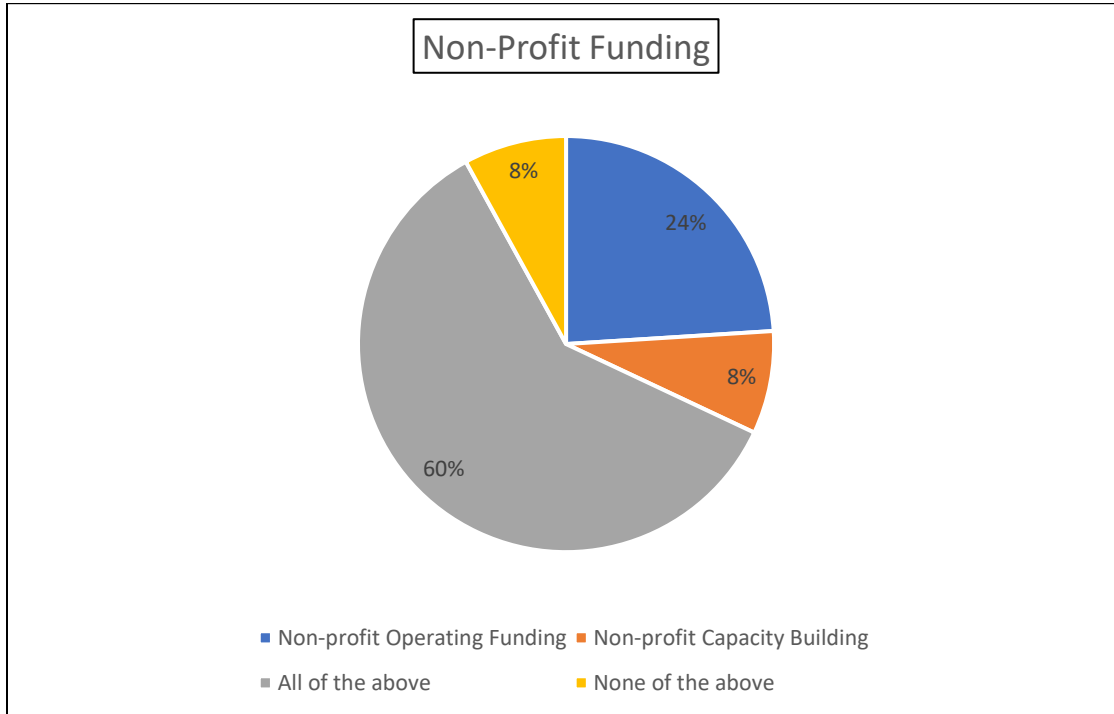
Figure III. Answers to Ranking Eligible Activities



Question #4:

Which of the following does your organization find to be most important for local Lexington County Community Housing Development Organization (CHDO's) and other Non-profit Organizations?

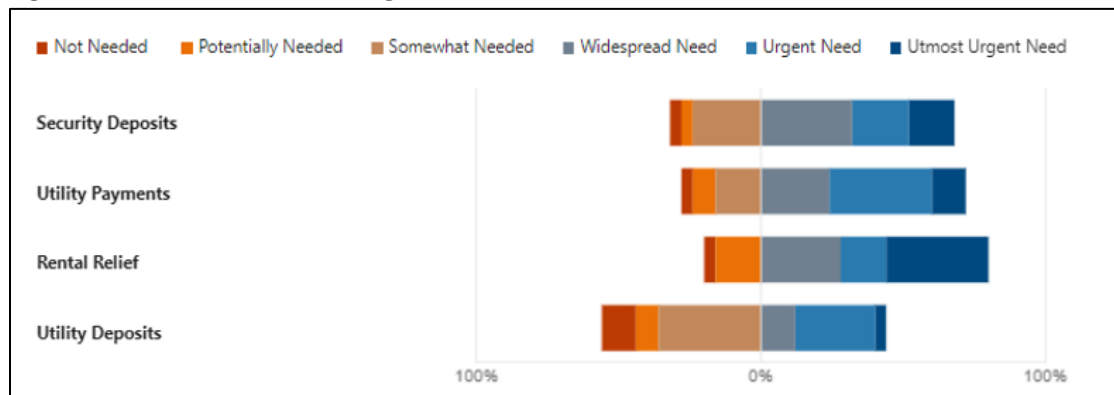
Figure IV. Answers to Types of Eligible Non-Profit Funding



Question #5:

Please utilize the Likert Scale below to prioritize the following eligible activities for Tenant Based Rental Assistance from Not Needed to the Utmost Urgently Needed in Lexington County.

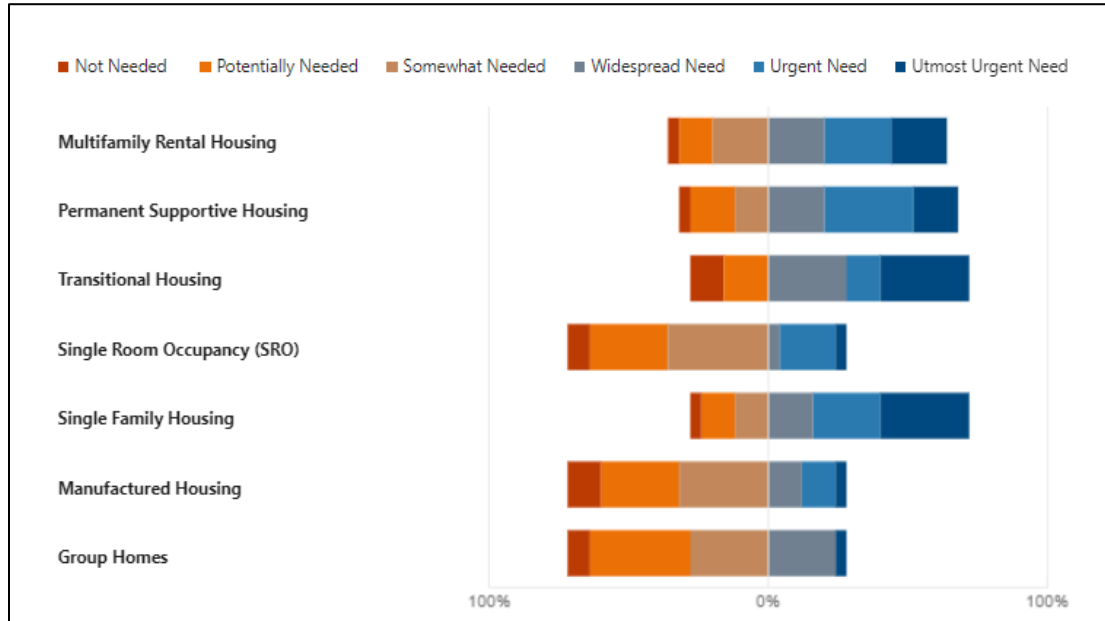
Figure V. Answers to Prioritizing TBRA Activities



Question #6:

Please utilize the Likert Scale below to prioritize the following eligible activities for Affordable Rental Housing from Not Needed to the Utmost Urgently Needed in Lexington County.

Figure VI. Answers to Prioritizing Affordable Rental Housing Activities

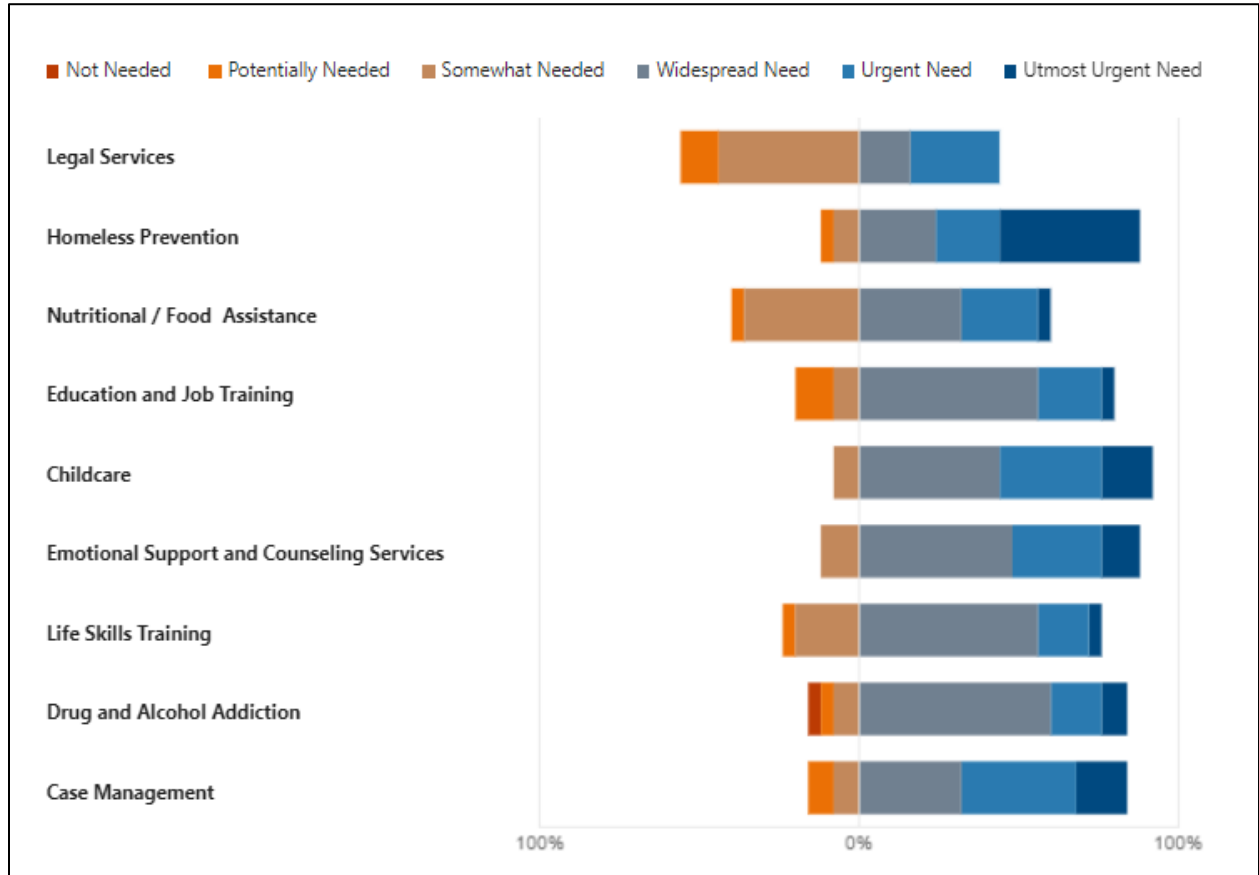


Please see the following two questions for NCS responses, as well as supportive service needs.

Question #7:

Please utilize the Likert Scale below to prioritize the following eligible activities for Support Services from Not Needed to the Utmost Urgently Needed in Lexington County.

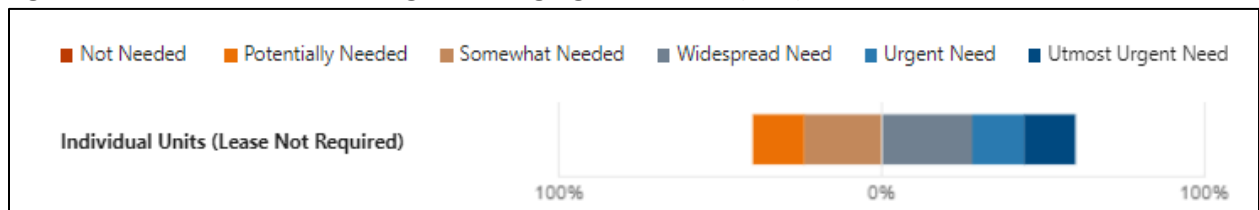
Figure VII. Answers to Prioritizing Supportive Services Activities



Question #8:

Please utilize the Likert Scale below to prioritize the need for Non-Congregate Shelters in Lexington County.

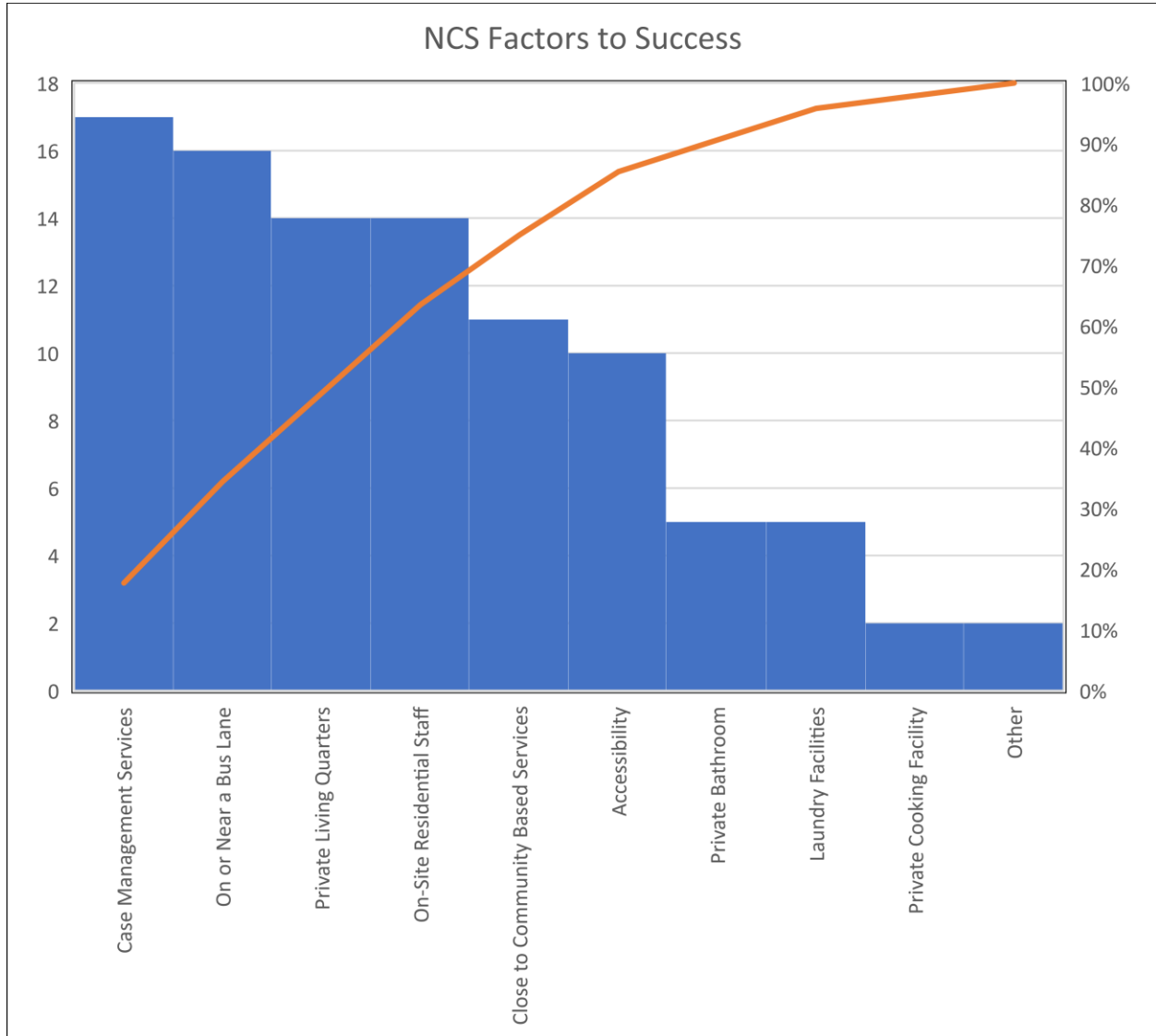
Figure VIII. Answers to Prioritizing Non-Congregate Shelters (NCS)



Question #9:

Based on your organizations' previous experience, which factors below are a greatest priority in Non-Congregate Shelters (NCS)?

Figure IX. Answers to Greatest Factors Leading to Success of NCS



Categorized Long Answers/Written Responses

Unmet QP Needs

Question #10:

In your organization's experience, what unmet needs or gaps have you seen among QP's in Lexington County?

Table I. Unmet QP Need Responses – Categorized

Categories	Number of Votes
Temporary Housing / Shelters / NCS	10
Affordable (Low-Income) Housing	9
Rental Assistance (TBRA)	5
Mental Health Resources	5
Homelessness Prevention Efforts/Programs	5
Transportation (Supportive Service)	4
Employment Assistance	2
Help Transitioning into Permanent Housing	1
Assistance for Young Adults Leaving Foster Care System	1
Case Management for Unsheltered Homeless	1
Homeownership Programs	1

Table II. Unmet QP Needs – Written Responses

#	Long Answers/Written Responses -
1	We have several large communities of homeless in the Red Bank area of Lexington County. We also have lower income areas (Pelion, Batesburg, Leesville, Swansea) that we receive numerous phone calls from asking for assistance with rent and utilities.
2	This population needs good paying jobs and AFFORDABLE HOUSING.
3	Families who have an extremely low income and are either homeless (i.e., doubled-up) or facing eviction who need stable housing AND support services (i.e., life skill classes, case management) to transition to a more stable, permanent living environment
4	Lexington County has very few homeless resources despite a rising population of individuals experiencing homelessness. Those that we assist often have nowhere to turn outside of the downtown area of Columbia. There are no shelter resources and very few places for temporary housing. Additionally, the lack of public transportation except in a small portion of the county often traps individuals and prevents them from accessing resources. Further, the lack of timely mental health assistance is another barrier we often as many individuals experiencing homelessness or unstable housing have significant unmet mental health needs. These all combine into a perfect storm where individuals remain unserved in various locations.
5	People facing eviction - Need more homeless prevention programs & funding. Also, more permanent low-income housing
6	Assistance with training and transition individuals with homelessness and preparing them to become members of society

7	Transportation, lack of affordable housing, lack of access to services (including healthcare)
8	Placements for families with children Affordable housing for those who need it
9	Some of the unmet needs or gaps in the Midlands is the lack of affordable homeownership. A lot of organizations focus on affordable housing but there is a disconnect regarding affordable homeownership.
10	rental assistance for homelessness prevention
11	It seems like the shelters in the area are always full and they have nowhere to go.
12	Each area above is a very needy part of the underserved populations of Lexington County... In addition, the wave we are experiencing as a provider, is the elderly and their transition housing to prevent hopelessness and homelessness. We are developing small cottage housing concepts to allow those who can be stable and independent to care for each other with help of existing providers. Groups are better served in individual low cost approached housing types; our hopes are to build these clusters of five cabins in groups to allow them to have healthy independence with the assistance of each other as neighbors. Christ Central also feels this is the best approach for mental stabilization and domestic violence.... We receive documented request daily for the electrical, rent stabilizing funds, homeless mothers, and their children in their cars. Christ Central for 30 years has researched poverty and its contributing factors in Lexington County. We feel a well-designed response to stabilization of each group requires unique and well laid out hopes. There is an ever-increasing need for mental health stability facilities that are targeted at the four major group's needs. We currently serve many in ever researched means of what is most effective and established better results from persons in difficulty.
13	transportation, employment assistance
14	Our housing assistance to Lexington County residents consists of TBRA and supportive services for people with HIV. Affordable rental housing appears to be the greatest need.
15	The county needs more affordable housing.
16	Those providing Case Management to unsheltered individuals, affordable rental housing,
17	Young adults who are turning 18 out of the foster care system need help with housing when they do not have familial support.
18	The pandemic has underlined the importance of the availability of non-congregate emergency housing for victims of domestic violence and their children. The closing or reduced capacity of congregate shelter has resulted in enormous costs to programs who are still seeking to assist those fleeing dangerous situations. Increased mental health and AOD issues among survivors who are seeking assistance also require a reassessment of the traditional congregate shelter and how it meets unique needs of individuals. Victims of domestic violence need all the services outlined and increased collaboration between organizations and direct flexible funding to individuals would be priorities in sustaining housing for victims and their children.
19	As a food bank and food pantry we service many families and individuals that could be categorized as "working poor". They are either juggling expenses with unmet bills, medications, or food, or they are already facing food and housing instability.
20	We see people without enough affordable housing options, so they find themselves priced out of whatever is available. They are just one emergent situation away from being able to hold on to what they have.
21	There are gaps in adequate mental health services for victims of sexual assault.
22	Affordable housing options - so few available.

23	Lack of affordable rental options, lack of affordable/accessible mental health care, limited public transportation
24	We experience all the above. We are a crisis ministry, working with all 5 Lexington school districts to prevent homelessness in children and we serve all other ages with the same issues.
25	Lack of available units.

Explanation for Ranking Eligible Activities

Question #11:

Please explain your prioritization in the question above (Table III.)

For each organization’s individual reasonings, please see the list below.

Table III. Explanation for Ranking Eligible Activities – Written Responses

#	Long Answers/Written Responses -
1	A lot of the resources tend to be in the Richland County area and not easily accessible to those with lower financial means to access it. Lexington County is usually seen as "higher income based".
2	Affordable housing is essential for many working families and prevents people from living in substandard, slumlord types of housing. Rental assistance is enhanced while affordable housing is present because the tenant’s rental assistance can help more of the population since we are not paying very high rental prices. Shelters and supportive services also help the very needy.
3	1 and 2 could be combined if done correctly, in that non-congregate short-term housing could be developed with supportive services included. Affordable housing is a necessary "next-step" for the community and families. Finally, from our data over the past 6 months, those who are facing eviction are no longer doing so because of Covid-related reasons, but because of continued lack of budgeting skills (thus the need for supportive services) or other extenuating circumstances (illness, etc.).
4	It’s based on a holistic approach to ensure basic needs are met before more advanced stages occur. If an individual is experiencing homelessness, we first need them to have shelter and then integrate them with assistance services. Low-cost rental properties provide an attainable place to live once supportive services such as employment assistance are achieved, and rental assistance helps individuals stay there.
5	Housing is most important. And the quicker the better. Supportive services cannot help much when there is no affordable housing or homeless prevention funds.
6	Preparing individuals to be successful members of society
7	Based on Sistercare's experience with individuals in Lexington County fleeing domestic violence.
8	Our goal is to provide temporary housing for families with children, help them reach readiness for permanent housing solutions, help them find affordable housing when they are ready to leave. We also provide stabilization and eviction prevention services for families who qualify when funding is available.
9	Our organization firmly believes in providing families and/or individuals with supportive services. We build strength, stability, and self-reliance through shelter.
10	Shelters do not end homelessness. Rental assistance (like in ESG, ESG CV and HUD CoC programs) combined with supportive services prevent and end homelessness. Shelter is THE most expensive intervention. Housing is THE ONLY solution to homelessness.

11	There are simply just not enough shelters available in the area. Some people do not have the means to into immediate housing on their own. Affordable housing seems to be the next problem we see. Since Covid, the rental prices have gone up considerably.
12	<p>Christ Central operates many volunteer facilities across South Carolina and these are designed to be most affordable to operate and seeking the type responses that allow for individual accomplishment and self-stabilization in any area they are able... We then bring all other coaching and helps needed.....</p> <p>#1. Developed housing as a number one response is to separate the problem from the cause and affects and limit the number of those to five or less families housing in clusters or groups. These are placed in settings that have temporary to transitional housing as a first step in establishing the sequence of other needed responses. Our many years of practice and measurements for results, are to have each group or individual family in the area to help one another through a similar emergency or situation. This produces less feelings of hopelessness and the establishment of their individual main causes of failure. All clusters must be in gated communities at night and separated from all other types of clusters... We have long term plans for the large campus of needed services in a wilderness setting away from all their yesterday's experiences. Currently we have acquired a campus in Lexington County near 2,200 acres</p> <p>#2. We have found that the more independent the family is in the setting of stabilization the results get better, and thus the non-congregate is a second part of stabilization.... Our hybrid of cluster housing in a combination of best engagement practices for the future options for several of these groups</p> <p>#3. Many victims of various failures are quick to rebuild on their own if the setting allows stability and the removal of fears... So often the help where they are is a far greater temporary help. But long-term stability is the goal and therefore does not work in those who live in rescue cultures...</p> <p>#4. Tenant based assistance would take Lexington County, who once was a family community county wide who did not have major public housing like Richland County, to the same conclusion that our neighboring county just removed. Lexington County for 35 years was the largest mobile home sales in America because our community made affordable housing as individuals who were homeowners. Now great portions of those displaced in Richland County are tenants in mobile homes in Lexington County.... We must have rental assistance as our county has an increasing population who are being displaced and our land is no longer supporting starter housing.....</p>
13	We do not have a large number of homeless patients from Lexington, but supportive services would benefit patients.
14	<p>Our service population is disproportionately reliant on Social Security Disability Insurance (SSDI) and/or Supplemental Security Income. Neither is sufficient to sustain a household at market rental rates.</p> <p>Ideally, the development of affordable rental housing would eliminate the need for shelters or rental assistance; but the matter is fraught with social concerns that are not likely to be resolved in time to prevent people from being unhoused.</p>
15	It reflects a cost-effective strategy to reduce generational poverty and homelessness.
16	There are providers in the community that have resources (Rapid Rehousing and Emergency Housing Vouchers) for individuals experiencing homelessness and at risk of homelessness but have been unable to find units that are affordable. There are individuals and families that could benefit from having more targeted supportive services like case management and connection to mental health/substance use providers.

17	A young adult just beginning their independence doesn't always have the financial support of the average family. Rental assistance would benefit a young person just starting out.
18	We do not provide direct services, but I have based this on what I hear from our member organizations who do.
19	The existence of affordable housing for people in the low economic scale and even for people in the middle class is an issue that continues to be discussed in urban planning in areas such as Lexington and Greenville. Supportive services that could enable individuals and families to "stay afloat" during a temporary predicament or a longer-term situation are essential to facilitate the wellbeing of our neighbors in need.
20	There are currently limited affordable housing options in the area.
21	Supportive services can help individuals/families stabilize and retain housing.
22	When funds are available to help with rent, there are limited affordable options available to rent.
23	Getting Clients in the door of an apartment is the biggest barrier. We've seen that landlords are looking for tenants to make 3-4 times the rent and pay 2-3 times the security deposit if they don't have positive (or any) credit history. As a youth-serving provider, this is nearly impossible for an 18–21-year-old that is just finishing high school. They need assistance bridging that gap or options that they can afford. Additionally, they need support to help them navigate services so that they can maintain long-term stability. Finally, non-congregate shelters are needed to support individuals in the in-between. While we would like to get clients into apartments quickly, it does not happen overnight. They need safe and stable shelter while long-term housing is established.
24	we have clients who can afford to house themselves, but not at the rates available in Lexington and/or nothing is available. We currently work with Homeless No More to provide emergent housing and we are working with them to bring a 2nd, programmatic phase to Lexington County
25	Most feedback we receive is about the lack of available affordable housing units.

Explanation for “Other” Factors in NCS

Question #12:

If you answered “other” to the question above (Table IV.), please explain.

Please see the two (2) organization’s individual responses below.

Table IV. Explanation for “Other” Factors in NCS – Written Responses

Other(s)	Provided:
1	Affordability
2	Everything listed here are very much a part of services needed, but each needs to be prioritized in its place in a 3–5-year goal for what are we trying to produce ... For instance, I would not be able to give the same answer for preparing a response for a senior who is facing difficulties of many different versions. Or if I were aligning my choices for a homeless family, a mentally affected person, and a chronically addicted individual... I believe we should as a county identify the groups needing County responses and then build response objectives. The downside of this allocation of funds is it is limited to the results period, and will not be accomplished soon enough to build a long-term response to an ever-changing large population that is always moving toward this great county...

Gaps in Current Shelter and Housing Inventory

Question #13:

What gap(s) have you seen within the current shelter and housing inventory in Lexington County?

Please see the feedback categorized below.

Table V. Gaps in Current Shelter and Housing Inventory - Categorized

Gaps in Shelter and Housing Inventory	Number of Votes
Need Emergency Shelters / No Shelters in Lexington	11
Affordable Housing	5
Need Permanent Supportive Housing	5
No Answer	4
Transitional Housing	3
Affordable Homeownership	1
Affordable one-bedroom units	1
All Four Eligible Activities Needed	1
Lack of Beds	1
Need Teenagers Group Homes	1
Shelters are not close enough, only in Richland.	1
Rental Assistance	1
Supportive Services	1
Transportation	1

Table VI. Gaps in Current Shelter and Housing Inventory – Written Responses

#	Long Answers/Written Responses:
1	Just not enough available that is affordable.
2	We have seen a greater need for quality affordable housing. Many are raising rent levels as investors are purchasing housing outside of the affordable area, also providing housing with much higher rent levels than affordable housing providers.
3	The current shelters are volunteer-run and sporadic in services offered. While we have served families in need of shelter, case management and life skill training in Lexington the "housing" has been in Richland County and the families are hesitant to relocate, even if temporarily. This leads us to believe the development temporary non-congregant shelter with supportive services/case management and short-term housing would be beneficial and utilized.
4	There are no shelters in Lexington County that can assist the majority of individuals experiencing homelessness in the area. Transitional housing is also severely lacking along with permanent supportive housing.
5	Emergency Shelter, Transitional Shelters, PSH
6	Nothing available - limited assistance
7	Lack of beds

8	Emergency shelters that take families rental assistance affordable housing
9	There are gaps within the current shelter and housing inventory in Lexington County. Some of the gaps include the lack of permanent supportive housing and affordable homeownership.
10	We need affordable housing. Focusing on shelter takes resources away from creating affordable housing.
11	There are not enough shelters in Lexington County.
12	<p>Many years ago, I visited our County Administrators office to discuss Lexington County’s poverty... I was told we did not have any.... Our research has led us to build one of the largest homeless veterans shelters in South Carolina, Georgia, and Alabama in Lexington..... We operate 3 different women and children’s shelters, and our Mission Lake Wilderness Camp. We have built three schools to train Community Chaplains to better understand poverty.</p> <p>There is no affordable housing that is available for the 3-5% percent of our population that have emergencies, sickness, job loss, and the mental health issues themselves, or of a mate, sibling, or child.</p> <p>The highest need before us is growing because we have at times had disengagement from the County goals needed and the team needed in this county. We are thankful in responding to this opportunity as our great county is and should always be a leader in family and neighbor policies for South Carolina and America..... In operating 63 facilities and ten of those in Lexington, we feel that there is always need for our best response to emergency shelter.</p> <p>The operation of the city of Columbia's emergency shelter, taught us that the declared individual’s emergency was a required entry point, the individual’s goal from there was required, and then the how we could help each individual in their emergencies was laid out. Very regular reviews of their goal and our help in getting past this emergency. Out of 1600 who were taken in in those four months we placed all but 136 in long term exits. with housing and established goals.</p>
13	transportation
14	There is not much housing support available for people who cannot afford market rents but who do not have a serious, persistent mental illness.
15	.
16	There are very few affordable one-bedroom units that will meet Housing Quality Inspection.
17	More group homes for teenagers.
18	Although we do not provide direct services, our member organizations report issues with all these categories of housing.
19	not enough knowledge to reply to this question
20	Cayce Housing has less than 50 units. The need in Lexington County appears to exceed the number of affordable housing units available.
21	Low barrier, permanent supportive housing is need for people with mental health and substance use disorders.
22	N/A
23	We are one of the only agencies in Lexington County that provides Emergency Shelter and Transitional Housing to youth (15-24) and there are no permanent supportive housing options for this age range.
24	Emergent shelter and transitional housing
25	Do not have access to this information.

Other Funding Sources to Assist HOME-ARP Activities

Question #14:

Based on your agency's experience, are you aware of any other funding sources that could be used in coordination with HOME-ARP to address the eligible activities mentioned above?

Please see the categorized responses below.

Table VII. Other Funding Sources to Assist HOME-ARP Activities – Categorized

Funding Source Provided	Number of Votes
Federal Home Loan Bank of Atlanta	1
Sisters of Charity	1
Mary Reynolds Babcock Foundation	1
South Carolina Association for Community Economic Development (SCACED)	1
CoC Funding	1
ESG, or ESGCV, Funding	1
Emergency Food and Shelter Program (EFSP)	1
FYSB Grant Funding for TLP	1
Street Outreach	1
Basic Center Programming	1
CDBG Funding	2
No, N/A, or not specified.	20

Table VIII. Other Funding Sources to Assist HOME-ARP Activities – Written Responses

#	Long Answers/Written Responses:	Categorized as:
1	No.	No, or N/A
2	Yes, federal home loan bank of Atlanta has funding programs, Sisters of Charity, Mary Reynolds Babcock Foundation, SCACED and others.	Added to Chart Below.
3	n/a	No, or N/A
4	None at this time	No, or N/A
5	Not sure	No, or N/A
6	Not recognized	No, or N/A
7	Not at this time	No, or N/A
8	Affordable housing non-profit operating costs and capacity building	None specified.
9	Yes	None specified.
10	CoC funds. ESG, ESG CV CDBG	Added to Chart Below.
11	NO	No, or N/A

12	The individual engagement of a proven program would fall directly into the community of compassionate neighborly support..... We are one of the most giving and engaged counties to problem response and investment....	None specified.
13	no	No, or N/A
14	None that are not limited to specific populations such as veterans, people with HIV/AIDS, or people fleeing domestic violence	No, or N/A
15	.	No, or N/A
16	Not that I can think of.	No, or N/A
17	no	No, or N/A
18	n/a	No, or N/A
19	not enough knowledge to reply to this question	No, or N/A
20	I am not.	No, or N/A
21	Supportive services, specifically trauma-informed services, are needed for those who have experienced various forms of trauma. These services improve mental health outcomes.	No, or N/A
22	EFSP	Added to Chart Below.
23	FYSB Grant Funding for TLP, Street Outreach, and Basic Center Programming	Added to Chart Below.
24	CDBG	Added to Chart Below.
25	no	No, or N/A

Additional QP Needs Unaddressed

Question #15:

Are there any additional services or needs for QP's that were not specifically addressed?

Please see the suggested unaddressed QP needs broken into categories (Table IX.) as well as the cited additional supportive services broken down further in their own table (Table X.) below.

Table IX. Additional QP Needs Unaddressed - Categorized

Additional QP Needs	Number of Votes
None to provide; N/A	11
Additional Supportive Services	9
Transportation	3
Food Aid	2
Affordable Housing	1
Career Opportunities	1
More Agencies, and/or Additional Community Involvement	1

Table X. Additional Supportive Services - Categorized

Additional Supportive Services:	Number of Votes
Mental Health Resources	4
Case Management	1
Substance Abuse	1
Domestic Violence Assistance	1
Job Readiness, Financial Counseling, Resume Writing.	1
Homelessness Prevention	1

Table XI. Additional QP Needs Unaddressed – Written Responses

#	Long Answers/Written Responses:	Categorized as:
1	Next level service types of service. Meaning someone (Case Management) to walk with them through various stages of their journey (example: general work skill building, resume writing, financial counseling, etc.), so Clients do not end up right back in the same bad situation.	Additional Supportive Services - Job Readiness, Financial Counseling, Resume Writing, etc.
2	Food insecurity is becoming more problematic.	Food Aid
3	n/a	No, or N/A.
4	Increased mental health assistance in time of crisis and follow-up.	Additional Supportive Services - Mental Health
5	Homeless Prevention is the most critical.	Homelessness Prevention
6	Not aware of any other services	No, or N/A.
7	No	No, or N/A.
8	Providing strength building and resiliency for those in the community facing a housing crisis, working with the community to provide good paying jobs	Career Opportunities
9	No	No, or N/A.
10	Affordable housing, not shelter. Even non-congregate shelter is expensive to create, maintain and operate. Resources should be focused on HOUSING.	Affordable Housing
11	Not that I can think of.	No, or N/A.
12	Agencies and many others are needed but engaged individuals are needed for year after grant success.... If not careful the programs introduced will have to change to qualify for the next needed grant.	More Agencies /Community Involvement
13	transportation	Transportation

14	Transportation is a significant challenge to accessing services in Lexington County. One solution might be to establish internet-enabled remote sites that providers could work from as needed to bring services closer.	Transportation, and Career Opportunities
15	,	No, or N/A.
16	In-depth case management and more streamlined access to substance use providers and mental health providers.	Additional Supportive Services - Case Management, Substance Abuse and Mental Health Resources.
17	no	No, or N/A.
18	Please work closely with domestic violence programs and reduce the burden of paperwork as much as possible.	Additional Supportive Services - Domestic Violence Assistance
19	partnerships to enable continuous food aid support in the same locations would be beneficial / alternatively bus services or group pick-up transportation for the people in need to access the food aid at our Midlands location would also be beneficial	Food Aid, and Transportation
20	N/A	No, or N/A.
21	Mental health services	Additional Supportive Services - Mental Health
22	I think you covered it all.	No, or N/A.
23		No, or N/A.
24	Mental health facilities	Additional Supportive Services - Mental Health
25	no	No, or N/A.